

The Triisopropylsilyl Group in Organic Chemistry: Just a Protective Group, or More?

Christoph Rücker

Institut für Organische Chemie und Biochemie, Universität Freiburg, Albertstrasse 21, D-79104 Freiburg, F.R.G.

Received August 12, 1994 (Revised Manuscript Received March 9, 1995)

Contents

I. Introduction	1009
II. Reactivity and Structure of the TIPS Group	1010
III. Triisopropylsilylating Agents	1011
IV. <i>O</i> -TIPS Compounds	1011
A. TIPS Alkyl (or Aryl) Ethers	1011
1. Preparation	1011
2. Chemical Behavior	1012
3. TIPS as Protecting Group for Alcohols	1014
4. <i>O</i> -TIPS as Regiodirecting Group	1014
5. <i>O</i> -TIPS as Stereodirecting Group	1017
6. Miscellaneous Uses of TIPS Ethers	1023
B. TIPS Enol Ethers [(Silyloxy)alkenes]	1024
1. Formation	1024
2. Inertness	1024
3. Desilylation	1025
4. Reactions	1025
C. TIPS Ynol Ethers	1029
D. TIPS Esters	1031
E. TIPS Ketene Acetals	1031
V. <i>N</i> -TIPS Compounds	1033
A. <i>N</i> -TIPS Amines and Anilines	1033
B. <i>N</i> -TIPS Amides and Lactams	1033
C. <i>N</i> -TIPS Pyrroles, Indoles, and Other <i>N</i> -Heterocycles	1034
D. Miscellaneous <i>N</i> -TIPS Compounds	1036
VI. <i>C</i> -TIPS Compounds	1037
A. TIPS Alkanes	1037
B. TIPS Alkenes	1041
C. TIPS Alkynes	1043
D. TIPS Arenes	1046
E. Acyl TIPS Compounds	1050
F. TIPS–Diazo Compounds	1051
G. Miscellaneous <i>C</i> -TIPS Compounds	1052
VII. Miscellaneous TIPS Compounds	1053
VIII. <i>1,n</i> TIPS Migrations	1054
IX. Other Bulky Silyl Groups	1055
X. Conclusion	1056
XI. References	1056



Christoph Rücker was born in Cologne in 1952. After studying chemistry in Münster and Freiburg he earned his Ph.D. in 1979, working with Professor H. Prinzbach. In 1980/1981 he was a postdoc with Professor E. J. Corey at Harvard University. He returned to Freiburg, where he now is a Lecturer in Organic Chemistry. His research interests include the chemistry of polycyclic compounds and Mathematical Chemistry.

in TIPS were already known to slow down reactions at Si compared to TMS or TBDMS, and to make the Si sensitive to the steric demands of reaction partners, thus rendering TIPS-Cl a selective silylating agent for primary OH in the presence of secondary OH.⁶ The expectation proved to be correct,⁷ in fact to such an extent that the low rate of attaching TIPS to an organic nucleophile using TIPS-Cl became the limiting factor of its use. Triisopropylsilyl trifluoromethanesulfonate (TIPS-OTf), introduced by Corey et al. in 1981,⁸ allowed this limitation to be overcome.

As Corey pointed out, the TIPS group has the potential of being a useful control element in organic synthesis due to its extraordinary bulk, in that steric screening is provided for the atom to which TIPS is attached and even beyond.^{8–10} Since then, TIPS has enjoyed ever-increasing popularity among synthetic chemists, and now after 20 years it seems appropriate to review its use in organic chemistry.

The present review, organized mainly by compound classes, cannot deal with the chemical behavior of the particular silane classes, guidance to this material is given in the references. Rather, the aim of this review is to point out where TIPS differs from other R_3Si groups. Here, therefore, the merits of TIPS as a protective group will be briefly discussed, the emphasis, however, is on such reactions where the incremental structural difference between TIPS and other often-used trialkylsilyl groups is translated into a synthetically useful effect, that is where TIPS gives results distinctly different from those for TMS or even TBDMS.

I. Introduction

In 1974, when the trimethylsilyl (TMS) and the *tert*-butyldimethylsilyl (TBDMS) groups were already well-established protective groups for alcohol and enol functionality,^{1,2} Ogilvie et al. published the first experiments aimed at selective protection and deprotection of OH groups using the triisopropylsilyl (TIPS) group.^{3–5} The bulky substituents on silicon

Table 1. Steric Substituent Constants as Given by Dubois¹² (Revised Taft Values, first column), by Cartledge¹¹ (Second Column), and by Shimizu¹³ (Third Column)

	$-E_s'$	$-E_s(\text{Si})$	$-E_s^{\text{Si}}$
Me	0	0	0
Et	0.08	0.149	0.261
ⁿ Pr	0.31	0.216	0.315
ⁿ Bu	0.31	0.225	0.348
ⁱ Pr	0.48	0.556	0.677
Et ₂ CH	2.00		0.816
^c Hx	0.69	1.02	0.757
ⁱ Bu	0.93	0.405	0.400
^t Bu	1.43	1.46	1.670
^t BuCH ₂	1.63		0.589

II. Reactivity and Structure of the TIPS Group

In spite of the long-standing and widespread use of bulky silyl groups in organic chemistry, there are surprisingly few attempts at quantifying the intuitive concept of bulkiness. Two closely related but different aspects have to be considered. First, there is the influence of the various alkyl groups in a triorganosilyl group on reactions taking place at the Si atom, such as silylation and desilylation reactions. Second, the retarding effect of various triorganosilyl groups on reactions at the point of attachment, or at atoms even farther apart, has to be considered.

As to the first, in 1983 Cartledge noted that steric effects of alkyl groups on reactions at Si are different from the effects observed on reactions at a carbonyl C, as described by the Taft steric parameters, E_s . Using as a model reaction for nucleophilic attack at Si the acid-catalyzed hydrolysis of Si-H compounds he obtained a set of steric parameters for groups at Si, $E_s(\text{Si})$ (Table 1).¹¹ The major difference between the two sets is that reactions at tetracoordinate Si show a greater effect of branching α and a smaller effect of branching β to the reaction center than do reactions at tricoordinate carbon. However, the database of the Cartledge values is small, and especially the large difference between ⁱPr and ^cHx casts some doubt on their validity.

Shimizu et al. in 1992 measured the rates of solvolysis in 89 mol % aqueous dioxane for a large series of triorganosilyl chlorides and obtained a set of steric substituent constants for reactions at Si, E_s^{Si} , which are $\log k_{\text{rel}}$ values (relative to Me) divided by a constant in order to make their magnitude comparable to the Taft values (Table 1).¹³ The trends observed by Cartledge were grossly confirmed. From the same measurements a system of simple equations was obtained allowing the prediction of the reactivity of any trialkylsilyl chloride.¹⁴ Agreement between observation and calculation is very good in most cases (Table 2).

As to the second, it is certainly reasonable to describe the screening action of a bulky group on the atom to which it is attached by an angle, that is a set of directions from which an attack at the screened atom is impossible. This concept of the cone angle (Tolman¹⁵) was applied to silyl groups seemingly independently by Imyanitov¹⁶ and by Panek and Giering¹⁷ who when trying to separate steric and electronic effects of silyl groups ascribed to the different trialkylsilyl groups the cone angles θ and

Table 2. Relative Reactivities of R₃SiCl Compared to Me₃SiCl (Solvolysis in 89% Aqueous Dioxane)¹⁴

		$-\log k_{\text{rel}}$	
		obsd	calcd
TMS	Me ₃ Si	0	0
TES	Et ₃ Si	1.869	2.00
	ⁿ Bu ₃ Si	2.567	2.49
TBDMS	^t BuMe ₂ Si	3.507	3.76
	ⁱ Pr ₃ Si	4.968	5.18
TIPS	^t Bu ₃ Si		13.16
	Ph ₂ MeSi	2.157	2.00
TPS	Ph ₃ Si	3.438	3.62
TBDPS	^t BuPh ₂ Si	6.889	6.53

Table 3. θ (Cone Angle) and χ for Various R₃Si Groups¹⁷

		θ , deg	χ , cm ⁻¹
TMS	Me ₃ Si	118	8.55
TES	Et ₃ Si	132	6.3
	ⁿ Bu ₃ Si	136	5.25
	ⁿ Hx ₃ Si	136	5.0
TBDMS	^t BuMe ₂ Si	139	5.7
	ⁱ Pr ₃ Si	160	3.75 ^a
TIPS	ClMe ₂ Si	120	21.7
	PhMe ₂ Si	122	10.6
	Ph ₃ Si	145	13.25

^a In the sources values of 3.45 and 3.1 are given.

the χ values given in Table 3. These parameters were defined earlier from Ni(CO)₃ phosphane complexes: θ , a measure of steric effect, is the apex angle of an imaginary cone whose apex is on the principal axis of the bulky group 2.28 Å (an average Ni-P bond length) outside the group's central atom, and whose mantle touches the van der Waals surfaces of the alkyl groups building the bulky group.¹⁵ The values of θ were obtained from simple measurements of space-filling molecular models. χ is a measure of σ -donicity (electronic effect), obtained as the difference of $\tilde{\nu}$ for the symmetric A₁ CO stretch in the respective Ni(CO)₃ phosphane complex and in Ni(CO)₃P(^tBu)₃. Small values of χ correspond to good donors. The values for the silyl groups were obtained simply by taking the values determined earlier for the corresponding phosphanes. This crude procedure was justified by the "obvious similarity" of -SiR₃ and PR₃, and by the excellent linear correlation obtained when the kinetic data for the addition of a diaryl-carbenium ion to a series of allylsilanes were described using θ and χ as independent variables.

Although the details of this procedure are open to criticism, the trend in these θ values seems reasonable in that it agrees well with a large body of qualitative experimental evidence. Cone angles for the following groups are either given in ref 15 or easily estimated from data given in refs 15 and 17: ^tBuⁱPr₂Si, 167°; ^tBuⁱPrSi, 174°; ^tBu₃Si, 182°; ^tBuPh₂Si, 157°; ^tBu₂PhSi, 170°; (benzyl)₃Si, 165°; and (neopentyl)₃Si, 180°. Values given for the same groups by Imyanitov are consistently larger by 5°, due to a shorter M-P bond length chosen by this author.¹⁶

A conventional measure for a group's steric effect is its A value, the energetic preference for the group occupying an equatorial vs an axial position on a cyclohexyl ring ($-\Delta G^\circ$ in kcal/mol, e.g. Me 1.74, ⁱPr

2.15, ${}^t\text{Bu} > 4$, TMS 2.5¹⁸). A values for OSiR₃ groups were recently measured by ¹³C-NMR by Eliel and Satici: OTMS, 1.31; OTES, 1.26; OTBDMS, 1.06; OTIPS, 0.94 (in CD₂Cl₂).¹⁹ Three features are notable: (i) The values are small, which is understandable since the alkyl groups are separated from the cyclohexane by no less than three bonds. (ii) Unexpectedly, the more bulky a silyl group is by all other measures, the smaller is the A value of the corresponding OSiR₃, which suggests that the alkyl groups attached to Si are more sterically interfering when OSiR₃ is equatorial than when it is axial. (iii) There is a large unexplained solvent effect: In toluene-*d*₈ the A values for OSiR₃ are consistently smaller by ca. 0.5 kcal/mol than those in CD₂Cl₂.

It is conceivable that the isopropyl groups in TIPS may rotate about the C_α-Si bonds not independently of one another, and that they may prefer a particular relative arrangement, such as a propeller-like one. (Hindered rotation was found experimentally in ^tBu₃-Si-X compounds.²⁰) However, in NMR work a hint to a possible interdependence of the TIPS isopropyl groups in their rotation around the Si-C bonds was not normally found, not even in tetraisopropylsilane (TIPS-ⁱPr).²¹ The molecular structure of this compound was analyzed by electron diffraction,²² the strain in the S₄ symmetric structure is manifested in an unusually long Si-C bond (1.919 Å, standard 1.870 Å), in widened and compressed C-Si-C angles, and in deviations from the fully staggered conformation for the isopropyl and methyl groups.

From calculations (empirical force field and MNDO) of the structure of tri-*tert*-butylisopropylsilane (^tBu₃-Si-ⁱPr) Weidenbruch concluded that the isopropyl group rotates independently of the other alkyl groups even in this highly loaded molecule.²⁰ Hindered rotation of the alkyl groups in TIPS was reported in an unusual Rh complex containing two TIPS groups very close to one another,²³ and in a disilylarsane.²⁴

MM2 parameters for silanes were derived by Allinger.²⁵

Although ca. 50 X-ray structure analyses of TIPS-containing compounds are published, the TIPS group was never the focus of these studies, and a comparative evaluation of the data was not undertaken. The only relevant information from these studies at present is that bonds to TIPS are significantly longer than the corresponding standard bonds to Si, as contained in the Cambridge Crystallographic Database (1987), which probably represent mostly bonds to TMS.²⁶ Data are available for aryl-TIPS (median 1.906 Å,^{27,28}) compared to aryl-Si (median 1.868 Å,²⁶), and for O-TIPS (median 1.660 Å,²⁹⁻³³) compared to O-Si (median 1.630 Å,²⁶). Similarly, the Si-C bonds within TIPS are significantly longer (median 1.889 Å,^{27-29,31-36}) than Si-CH₃ bonds (median 1.857 Å,²⁶).

In a few cases the isopropyl groups were found to be disordered.^{31,37,38}

III. Triisopropylsilylating Agents

The silicon hydride TIPS-H was first obtained in 1947 by Gilman from HSiCl₃ and isopropyllithium in a hydrocarbon solvent, the chloride TIPS-Cl likewise from SiCl₄.³⁹ In this paper also the first use of

TIPS-Cl and TIPS-H as silylating agents, for EtOH or PhLi, respectively, is reported.

The easily available Grignard reagent ⁱPrMgCl in ether transfers only two ⁱPr groups to a silicon.³⁹⁻⁴¹ The currently best preparation of TIPS-H from HSi-Cl₃ uses ⁱPrMgCl in THF (room temperature, 3 days).⁷ TIPS-Cl can be prepared from TIPS-H by treatment with CuCl₂⁴² or very easily and efficiently by bubbling Cl₂ into a cold (-30 °C) solution of TIPS-H in petroleum ether.⁴³

In the TMS series, the triflate TMS-OTf is a more potent silylating agent than the chloride TMS-Cl by a factor of 6.7 × 10⁸.⁴⁴ A similar effect is observed for TIPS-OTf vs TIPS-Cl, although no number is available. TIPS-OTf is made by treating TIPS-Cl or simply TIPS-H with trifluoromethanesulfonic acid without a solvent at 0 °C to room temperature. The clear liquid, fuming when exposed to air, is easily purified by distillation; it has to be handled and stored under dry nitrogen.⁸ The use of silyl triflates for silylation was recently reviewed.⁴⁵

Both TIPS-Cl and TIPS-OTf are commercially available.

In the overwhelming majority of reported triisopropylsilylations, one of these two agents was used (see below). Others were used occasionally, such as TIPS-F for aryl- and alkylolithiums (notably isopropyllithium) as well as an alcoholate,^{21,46} and for Ca cyanamide,⁴⁷ TIPS-I for inorganic anions (CN⁻,⁴¹ NO₃⁻,⁴⁸ S²⁻,⁴⁹), TIPS-CN for CN⁻,⁵⁰ TIPS-F and TIPS-Br for lithiated anilines,^{51,52} and TIPS-imidazole for a secondary alcohol.⁵³ TIPS-H was used in the presence of CsF and imidazole to selectively silylate a primary alcohol in the presence of a secondary alcohol, a primary amine was reported not to react under these conditions.^{54,55} TIPS-H is a useful agent for hydrosilylation of C=C bonds (both under Rh or Pt complex catalysis⁵⁶⁻⁵⁹ and under free radical conditions⁶⁰), and of C≡C bonds (Rh, Pt catalysis).⁶¹⁻⁶⁴

IV. O-TIPS Compounds

A. TIPS Alkyl (or Aryl) Ethers

1. Preparation

For general information on the use of trialkylsilyl as O-protecting groups see recent reviews.^{45,65-68}

The TIPS ether can be obtained from a primary or secondary alcohol using TIPS-Cl in DMF in the presence of imidazole^{3,4,7,69,70} or DMAP,⁷¹ or pyridine and AgNO₃ or Pb(NO₃)₂,⁷² or in acetonitrile,⁷³ or in CH₂Cl₂,^{74,75} best in presence of both imidazole and DMAP,^{76,77} but Et₃N is sufficient.⁷⁸ The Li derivative of a secondary alcohol was triisopropylsilylated in THF/HMPA.^{79,80} Generally, primary OH reacts much faster than secondary OH.^{3,4,74,81-83} A primary alcohol function was triisopropylsilylated selectively in the presence of a secondary alcohol using TIPS-Cl/tetramethylguanidine in *N*-methylpyrrolidone,⁸⁴ or TIPS-Cl/imidazole in DMF.⁸⁵ Interestingly, the imido nitrogens of thymidine and uridine do not react with TIPS-Cl under the conditions given^{3,4,72} (as is also known for lactam nitrogen on treatment with TB-DMS-Cl⁸⁶). In ribonucleosides moderate selectivity

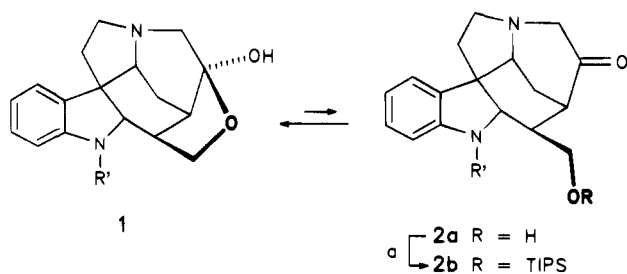
for 2'-OH silylation over 3'-OH was observed.³ TIPS-Cl in THF in the presence of either imidazole or AgNO₃ silylated modified ribonucleosides with better 2'-O vs 3'-O selectivity (e.g. 10:1) than did TBDMS-Cl or ^tBuPh₂Si-Cl (TBDPS-Cl).⁸⁷⁻⁸⁹ TIPS-Cl was found to monosilylate a bissecondary diol more selectively than TBDMS-Cl.⁹⁰

A triol was mono-triisopropylsilylated at a secondary OH in the presence of another secondary OH and a tertiary OH.⁶⁹ Tertiary alcohols do not react,⁷ nor does a corresponding Li salt,⁹¹ but the K salt of a cyanohydrin (made in situ from a ketone, KCN and 18-C-6) gave the corresponding tertiary TIPS ether when treated with TIPS-Cl.⁹² Similarly, the secondary TIPS ether of a cyanohydrin can be prepared from an aldehyde, KCN, and TIPS-Cl under ZnI₂ catalysis.⁹³

Phenols are triisopropylsilylated under similar conditions,^{33,94-96} their Na or K salts are silylated faster in CH₃CN or DMSO than in THF.⁹⁷

With the more potent silylating agent TIPS-OTf phenols⁹⁸ and primary and secondary alcohols react under mild conditions (CH₂Cl₂/2,6-lutidine, -78 °C to 0 °C),^{8,99} even secondary neopentyl-type alcohols were successfully reacted with TIPS-OTf in the presence of Et₃N or 2,6-lutidine.^{100,101} Primary and secondary alcohols were silylated by TIPS-OTf in excellent yield in benzene or CH₂Cl₂ in the presence of Et₃N or ⁱPr₂NEt.^{43,102} Useful selectivity between primary and secondary OH function is still observed (CH₂Cl₂, 2,6-lutidine, -20 °C).^{103,104} Moreover, two secondary OH groups were differentiated at -78 °C,¹⁰⁵ at 0 °C,^{106a} or even at room temperature.¹⁰⁷ 2',3',5'-Tris-*O*-TIPS derivatives of ribonucleosides were synthesized from the nucleosides and TIPS-OTf in DMF/imidazole, seemingly without any *N*-silylation.¹⁰⁸

A tertiary alcohol such as ^tBuOH is triisopropylsilylated by TIPS-OTf under similar conditions only sluggishly.^{8,43} This fact was exploited in a critical step in Magnus' strychnine synthesis, where keto primary alcohol **2a** present as minor component in equilibrium with hemiketal **1** (tertiary OH) was selectively trapped as the keto TIPS ether **2b** (Scheme 1).^{109,110}

Scheme 1^a

^a R' = SO₂C₆H₄-4-OMe. (a) TIPS-OTf, DBU, CH₂Cl₂, 0–25 °C.

The TIPS ether of a very hindered tertiary alcohol was obtained by silylation, but a procedure is not given.¹¹¹ TIPS ethers of tertiary alcohols are formed e.g. as products of Diels–Alder reactions of cyclic 1-(triisopropylsilyloxy) dienes,^{112,113} or by alkylation of α-Li derivatives of TIPS ethers.⁸⁰

Often in compounds containing both OH and NH or NH₂ groups, the OH can be silylated selectively.^{53,54,114} Thus, clean *O*-triisopropylsilylations were claimed as the result of treating ethanolamine or 4-amino-1-butanol with 0.1 equiv TIPS-Cl in CH₂-Cl₂ without a base.¹¹⁵

2. Chemical Behavior

Alkyl TIPS ethers are inert in the presence of a wide variety of reagents under many conditions. Thus TIPS ethers survived treatment with the following.

Oxidizing: OsO₄,¹¹⁶⁻¹²⁰ Sharpless dihydroxylation;¹²¹ RuO₄,¹¹⁶ SeO₂,^{30,122} O₃,^{75,77,100,123-129} *m*-CPBA,^{75,130,131} CF₃CO₃H/Na₂HPO₄,¹³² ^tBuOOH,¹³³⁻¹³⁶ Sharpless epoxidation,¹³¹ Ph₃C-OOH,¹³⁷ (TMSO)₂,¹³¹ dimethyl dioxirane,^{82,138} H₂O₂/NaOH,^{107,120,139} H₂O₂/LiOH,^{137,140-143} NaIO₄,^{116,118,119,129} NaOCl,¹¹⁶ Dess–Martin periodinane,^{96,107,118,126,144-148} PhI(OTFA)₂,¹²⁶ Jones oxidation,^{84,104,150-152} PCC,^{54,153} PDC,^{130,144} CrO₃/dimethylpyrazole,¹⁰⁴ Pb(OAc)₄,^{69,105,154-157} KMnO₄,¹⁵⁸ Ce(NH₄)₂(NO₃)₆, MeCN/H₂O,^{159,160} DMSO/triphosgene,¹⁶¹ DMSO/py-SO₃,^{120,162-164} Swern oxidation,^{107,141,147,165,166} DDQ,^{106a,118,126,141,147,151,167} MoO₅·HMPA¹⁶⁸ (in contrast to *O*-TES which is cleaved); WO₅·HMPA¹⁶⁸⁻¹⁷⁰ (in contrast to *O*-TES which is cleaved); I₂,^{74,125,127,171-176} anodic oxidation.¹⁷⁷ (For the behavior of various silyl ethers toward many oxidants see a recent review.¹⁷⁸)

Reducing: LAH,^{30,96,104,106a,126,162} (however, LAH in THF at reflux may cleave an *O*-TIPS vicinal to an alcohol, amine, or other group capable of binding an aluminum hydride moiety¹⁷⁹); DIBAL-H/THF or Et₂O,^{92,103,134,139-141,151,164,180-182} DIBAL-H/CH₂Cl₂¹⁸²⁻¹⁸⁵ (DIBAL-H in chlorinated solvents at room temperature desilylates RO-TBDMS,¹⁸⁶ a secondary OTIPS was not stable to DIBAL-H in refluxing CH₂Cl₂ for 24 h¹⁸⁷); NaBH₄,³⁰ NaBH₄/Et₂BOMe,⁷⁷ NaBH₃CN,¹¹⁶ LiEt₃BH,¹²³ Li^sBu₃BH,^{139,145,166} Me₄NBH(OAc)₃,¹⁶³ Zn(BH₄)₂,¹⁴³ Ph₃PBH₂CN,¹⁸⁸⁻¹⁹² BH₃·Me₂S¹³⁷ and Et₂BH·Me₂S,¹⁹³ H₂/Rh complex/CO,¹⁹⁴ H₂/Pd/C,^{129,144,195} H₂/Pt/C,¹⁹⁶ Zn/Cu/TiCl₃ (McMurry),¹²⁸ Li/NH₃ (liq),^{104,123,197,198} Na/NH₃ (liq),^{71,197,199} Birch reduction,⁷⁷ Na/Hg,^{71,106b,200} Li/naphthalene,¹⁰⁷ LiDBB,^{103,130,201}

Basic/nucleophilic: NaH/DMF or THF or KH/THF,^{120,162,202,203} NaH/HMPA^{106b} (which cleaves RO-TBDMS and RO-TBDPS); amide bases, LDA, LT-MP,^{120,134,180,204} LiN(TMS),¹³⁴ NaN(TMS)₂,¹⁶³ KN(TMS)₂,^{140,141,205} hydroxide/alkoxide bases, LiOH/THF/(H₂O),^{156,163} KOH/MeOH,^{125,127} (by this reagent (16 h, room temperature) a methyl ester was selectively cleaved in presence of a TIPS ether, the corresponding TBDMS ether was cleaved¹²⁵), KOH/MeOH/H₂O,^{102,204} Ba(OH)₂·8H₂O,¹⁴⁴ K₂CO₃/MeOH/(H₂O),^{129,204,206} NaOMe/MeOH,^{141,164} LiOCH₂Ph/THF,¹⁰⁷ KO^tBu/DMF, 105 °C,²⁰⁷ NH₃/aqueous EtOH or NH₃/anhydrous MeOH,^{208,209} organometallic reagents, Grignard reagents,^{120,139,166,196,210,211} MeLi,^{134,210} EtLi,²¹² ⁿBuLi,^sBuLi,^sBuLi,^tBuLi,²¹² ⁿBuLi,^{131,213} ⁿBuLi/TMEDA,^{79,141} ⁿBuLi/^tBuOK,¹⁰⁷ ^sBuLi/TMEDA,¹⁶² ^tBuLi,^{106a,126,173,214-217} (by which *O*-TBDMS is metalated), ^tBuLi/TMEDA,¹³⁰ organocuprate reagents,²¹⁸⁻²²⁰ [Me₃SnCu(CN)]Li,²²¹ PhMe₂SiLi,²²² Me₂-Mg,^{223,224} Me₃Al,^{112,131,141} Et₂Zn, Me₂Zn,^{193,225,226} various organometallics;²²⁷ Wittig reagents;^{96,127,134,135,228} PhSH.¹⁷⁵

Acidic: HOAc/H₂O/THF, room temperature,^{4,120,158,163,195} HOAc/H₂O/THF, 50 °C, several hours¹⁵⁴ (several other O-SiR₃ groups are cleaved by these reagents, e.g. primary and secondary O-TES and O-TBDMS); 80% HOAc, 100 °C, 10–20 min^{3,4} (primary O-TBDMS is cleaved under these conditions); HOAc/MeOH, reflux¹¹⁶ (primary O-TBDMS is cleaved); Zn/HOAc/THF;¹⁴¹ glyoxylic acid/HOAc, reflux;¹⁴¹ py·HOTs/PrOH/CH₃CN, 70 °C, 26 h¹⁰⁷ or py·HOTs/MeOH 60 °C, 8 h;²⁰⁴ py·HOTs, HOTs, THF/H₂O (secondary OTIPS and ODEIPS are inert, while primary OTBDMS is cleaved);¹¹⁸ py·HOTs, acetone, 43 °C¹¹⁸ or py·HOTs, benzene, heat;¹⁸⁷ CF₃CO₂H^{126,130,140,165,229–231} (secondary OTES is cleaved; however, a primary OTIPS was cleaved in the presence of a secondary OTBDPS¹⁴⁹ or a secondary OTBDMS¹⁴¹ by this reagent in THF/H₂O); Cl₃CCO₂H;¹⁷⁵ camphorsulfonic acid;^{120,232} HOTs in anhydrous ⁱPrOH;¹⁵¹ fuming HNO₃/Ac₂O;¹⁵⁷ aqueous HClO₄/Et₂O.²³¹ 0.05 N Aqueous HCl in Et₂O/CH₂-Cl₂ or anhydrous HCl in Et₂O/CH₂Cl₂ did not cleave an ArO-TIPS,⁹⁶ nor did HCl/MeOH/H₂O at reflux for 4 h;²³³ 3 N HCl cleaved a vinyl ether in presence of a secondary OTIPS.²⁰⁵

Lewis acidic: Me₃Al,^{112,131,141} Et₂AlCl or Me₂AlCl;^{112,234–236} Me₂AlCl,^{133,163,235,237} EtAlCl₂^{112,145,238} ⁱBu₂-AlCl;¹²² AlCl₃;^{112,113,162} MeAl(OTf)₂;²³⁹ MABR (methylaluminum bis(4-bromo-2,6-di-*tert*-butylphenoxide), a highly hindered agent which nevertheless complexes an epoxide);^{240–242} Cl₂AlOPh;⁹² MeAlCl-NMe(OMe);¹⁶⁴ Me₂Al-NHCH₂Ph;¹¹⁴ BF₃·OEt₂;^{103,106b,144,162,163,182,243} BCl₃;¹⁵⁰ Me₂BBr;^{150,158,195} Et₂BOMe;⁷⁷ (ⁱPrS)₂BBr;²⁴⁴ TiCl₄;^{99,234,236} (for a case of cleavage see ref 165); TiCl₃(OⁱPr);²⁴⁵ TiCl₂(OⁱPr)₂;^{163,237} Ti(OⁱPr)₄;²²⁵ Sn(OTf)₂;^{246,247} SnCl₄;^{92,94} ZnCl₂;¹³⁸ MgI₂;¹⁸² Ag₂CO₃ in ether/MeCN or CH₂Cl₂.²⁴⁸

Miscellaneous reagents: CCl₂;^{219,249} Burgess reagent,²¹¹ ⁿBu₃SnH,^{74,104,127,182} hydrozirconation;^{218,250} Pd/Montmorillonite;¹²⁹ Pd(OAc)₂;^{251–255} Pd(PPh₃)₄;^{96,122} Pd/BINAP;²¹⁵ RhCl(PPh₃)₃/PhCN, 165 °C, 4 h²⁴¹ (O-TBDMS and O-TIPS are cleaved); *N*-chlorosuccinimide/AgNO₃/lutidine;^{106b,107,139–141} oxalyl chloride/DMF/Et₂O, then CH₂N₂, then PhCO₂Ag (Arndt–Eistert conditions);²⁰⁴ PCl₃, *N*-methylmorpholine, triazole;⁸⁹ Mitsunobu reagent;^{145,183} Martin sulfuran;²³⁷ peptide coupling reagents BOP²¹⁵ and FDPP;²⁵⁶ I(coll)₂-ClO₄;^{257b} Barton decarboxylation.¹⁰²

Of special interest are reagents that while removing several O-silyl groups do not attack O-TIPS:

ⁿBu₄NF/HOAc/THF, 25 °C removes secondary O-TMS in the presence of secondary O-TIPS;¹⁰⁵ ⁿBu₄NF in THF cleaved a secondary O-TBDMS in the presence of a secondary O-TIPS;²⁰⁵ H₂SiF₆/10% aqueous CH₃CN at 0 °C cleaves O-TBDMS selectively in the presence of O-TIPS,²⁵⁸ at 55 °C, however, O-TIPS is cleaved,¹¹⁶ O-TBDPS is even less reactive; the same selectivity is seen for H₂SiF₆ (catalytic amount) in ^tBuOH;²⁵⁹ aqueous HF/catalytic H₂SiF₆ cleaves secondary O-TBDMS in the presence of primary allylic O-TIPS;¹³⁰ OTIPS and OTBDPS are resistant to excess HF/pyridine/THF, conditions which cleave OTES;^{117,260} OTIPS was resistant to HOAc in THF/H₂O (OTES and OTBDMS were cleaved),²³⁷ and to ⁿBu₄NF in THF/HOAc at 50 °C, whereby O-TBDMS was cleaved;²⁴⁵ 1.5 M aqueous HF in MeCN/THF at

room temperature cleaved an anomeric OTBDMS selectively in the presence of a secondary OTIPS;²⁶¹ anhydrous *p*-TsOH in ⁱPrOH (4 Å MS) cleaved a secondary OTBDMS in the presence of a secondary OTIPS; use of EtOH as solvent or a small amount of water increased the rate of OTIPS attack and resulted in loss of selectivity;¹⁵¹ NaH in HMPA (or dimethylpropyleneurea) cleaves both OTBDPS and OTBDMS, leaving OTIPS intact;^{106b} palladium oxide hydrate in MeOH/cyclohexene (1:1) cleaves O-TBDMS in the presence of O-TIPS selectively (catalytic transfer hydrogenation);²⁶² FeCl₃ in DMF cleaves O-TMS (presumably via the alkoxy radical), but not O-TIPS.¹⁵⁷

There are, however, a few reagents/conditions known to affect an O-TIPS group (in addition to those used preparatively to cleave O-TIPS, see below). In most cases, the C_α-H bond is attacked: NBS/dibenzoyl peroxide α-brominates O-TIPS;^{94,263} NBS alone in THF was found to brominate the isopropyl groups in *N*-TIPS-pyrrole even at -78 °C;²⁶⁴ however, 3 equiv of NBS in CHCl₃ at 20 °C did not affect an O-TIPS;¹⁸⁰ elemental Br₂ likewise transforms an isopropyl group at Si into an α-bromoisopropyl group;^{265,266} a very strong base, such as lithiodihydropyran, can α-metalate a TIPS group;^{83,217} an intramolecularly generated alkylidene carbene inserts into the C_α-H bonds in TIPS (as in TMS or TBDMS);^{267,268} alkyl TIPS ethers are converted to alkyl bromides by the action of Ph₃PBr₂;^{269,270} a secondary alkyl-O-TIPS was cleaved to the alcohol on treatment with TiCl₄ in CH₂Cl₂.¹⁶⁵ OTIPS does not normally act as a leaving group, in contrast to OAc;^{252,271} however, β-elimination of TIPS-OH can occur if the double bond formed is conjugated, such as in an α,β-unsaturated imine,⁷⁸ see also the Peterson reaction to form enynes (Scheme 84).²⁷²

Desilylation. Generally, primary TIPS ethers are more easily cleaved than secondary TIPS ethers.^{4,7} The stability of several (primary and secondary alkyl, aryl) TIPS and other SiR₃ ethers against acidic and alkaline hydrolysis was measured.^{7,73} It was concluded that O-TIPS is less reactive than all other O-SiR₃ groups tested (including O-TBDMS), except that O-Si^tBuPh₂ (O-TBDPS) and O-Si^tBu(CH₂)₄ under acidic conditions are even less reactive than O-TIPS.^{4,7,73} This latter selectivity was used for selective cleavage of primary OTIPS in the presence of secondary OTBDPS on treatment with F₃CCO₂-H.^{149,225}

Against F⁻ likewise O-TIPS is more resistant than O-TBDMS.⁷

For preparative cleavage of TIPS ethers to alcohols the following conditions were used: 0.01 N HCl/EtOH/H₂O, 90 °C, 15–80 min;³ 2 N HCl/MeOH, 16 h;^{110,185} 2 N HCl/MeOH or EtOH, 60–80 °C (for ArO-TIPS);^{91,273} 3 N HCl/dioxane, reflux;^{274,275} 6 N HCl, 25 °C, 5 h;²⁶⁵ HCl in EtOAc, -30 to 0 °C,^{158,195} F₃CCO₂H/THF/H₂O 1/3/3,¹⁴⁸ TsOH/MeOH/Δ²⁷⁶ (10% TsOH cleaved one of two secondary O-TIPS selectively²⁷⁷); 40% KOH in MeOH, reflux, 18 h.¹¹⁴

The reagents of choice for cleavage of TIPS ethers are several fluorides: ⁿBu₄NF in THF (the commercial reagent contains at least 3 equiv of

H_2O ,^{113,130,254,278-281} this reaction is rapid, e.g. 5 min at 0 °C are enough to cleave both an aliphatic secondary TIPS ether and an aryl TIPS ether¹²²); 1 equiv of ${}^n\text{Bu}_4\text{NF}$ in THF, 23 °C, 30 min cleaved, as a notable exception, a secondary O-TIPS selectively in the presence of two or even four secondary O-TBDMS,²⁸² CsF alone or in presence of 18-C-6 (for Ar-OTIPS);^{94,263} 47% HF/ $\text{CH}_3\text{CN}/\text{H}_2\text{O}$ (e.g. 0.5/8.5/1);^{69,130,141,146,163,278,283} 40% aqueous HF/THF;²⁰⁴ 10% HF in CH_3CN ;⁸⁵ py-HF in THF^{96,245} or in py/THF;¹¹⁸ HF in CH_2Cl_2 , generated *in situ* from $\text{BF}_3\cdot\text{Et}_2\text{O}$ and 4-methoxysalicylaldehyde, cleaving silyl ethers including secondary O-TBDPS at rates comparable or higher than those of ${}^n\text{Bu}_4\text{NF}$.²⁸⁴ Ar-OTIPS were transformed in one-pot procedures into carbamates ArO-CO-NHR by treatment with ${}^n\text{Bu}_4\text{NF}$, LiCl and RNC⁹⁸ and into ArOMe by ${}^n\text{Bu}_4\text{NF}/\text{NaH}/\text{Me}_2\text{SO}_4$;²⁷⁹ NO_2BF_4 cleaved a secondary TIPS ether, but not in the presence of collidine.¹⁵⁷

Neutral alumina containing 0–3% H_2O can be employed for cleavage of silyl ethers, avoiding exposure to the basic fluoride ion.²⁸⁵ Useful selectivity among various silyl groups is again observed, the reactivity order being OTMS \gg OTBDMS > OTBDPS > OTIPS.

Unconventional reagents for the cleavage of TBDMS ethers were discovered recently, such as DIBAL-H in chlorinated solvents at room temperature,¹⁸⁶ or ${}^t\text{BuOOH}/\text{MoO}_2(\text{acac})_2$.²⁸⁶ The behavior of TIPS ethers toward these reagents was not studied.

3. TIPS as Protecting Group for Alcohols

The features discussed above (TIPS is easily introduced, is inert under many conditions, is easily removed by specific reagents) render TIPS one of the foremost protecting groups for OH (permanent protection). Its value is clearly seen in ambitious syntheses of complex natural products and analogues, such as the immunosuppressant FK-506,^{106a,107,126,140,141,154-156,164,211,277,287-291} rapamycin,^{105,106b,118,131,245,260} bryostatin,¹⁰⁰ didemmins,^{158,195} strychnine^{84,110,135,185,292} macrolides,^{144,163,237} phyllanthocin,^{129,293} anthracycline C-glycosides,²⁹⁴ hemibrevetoxin ring system,¹⁶² ciguatoxin partial structure,¹²⁰ branched oligosaccharides,²⁵⁷ polycyclic natural drug ingredients paeoniflorin²⁸³ and miroestrol.¹²²

A first study on the use of TIPS for side chain protection in peptide synthesis appeared recently.⁷³

RNA synthesis: 2'-O-protection is of central concern in the synthesis of oligoribonucleotides and RNA. Bulky silyl groups are well suited for this purpose, as was first shown in the work of Ogilvie. A systematic strict comparison of TIPS and TBDMS in RNA synthesis has not been performed. Generally, both TBDMS and TIPS groups are in use, the latter for base-protected guanosine nucleotides, the former for the other three nucleotides.^{70,136,175,208,209} There seems to be no scientific reason for this difference, rather, it is a matter of commercial availability and price of building blocks.²⁹⁵ TIPS exhibited higher resistance to cleavage compared to TBDMS, particularly when exposed to aqueous NH_3/EtOH , where harsher conditions are required for the base-deprotection of guanosine residues than of the other three nucleotides.^{208,209}

Silylation of ribonucleosides generally shows moderate 2' over 3' selectivity.⁸⁸ Good 2'-selectivity was achieved using TIPS-Cl and AgNO_3 in pyridine/THF.^{87,89,296} However, a high 3' over 2' selectivity can be achieved using TIPS-Cl, AgNO_3 and DABCO in THF.^{297,298}

Interestingly, N-silylation was never observed on treatment of nucleosides with TIPS-Cl^{190,191,299,300} or even TIPS-OTf.¹⁰⁸

2'-O-silyl groups do not normally migrate to 3'-O in dry aprotic solvents.^{175,296,301,302} In protic solvents at least TBDMS and TBDPS tend to migrate,³⁰³ TIPS demonstrated less so.⁸⁷ OTIPS and OTBDMS survive the procedures used for phosphitylation,^{175,301,302} detritylation (5% $\text{Cl}_3\text{CCO}_2\text{H}$ or 2.5% $\text{Cl}_2\text{HCCO}_2\text{H}/\text{CH}_2\text{Cl}_2$), oxidation of phosphite to phosphate (I_2), cleavage of methyl phosphate ($\text{PhSH}/\text{Et}_3\text{N}/\text{dioxane}$), and conversion to a phosphonate (PCl_3 , *N*-methylmorpholine, triazole).^{87,89} However, deprotection of acylated nucleobases (aqueous NH_3 in EtOH) is problematic at least in the presence of 2'-OTBDMS which is deprotected to some extent causing internucleotide cleavage. This problem can be minimized by the use of phenoxyacetyl as nucleobase-protecting group, which is cleaved under mild conditions (anhydrous NH_3 in MeOH, room temperature, 1 h) not affecting the 2'-O silyl groups.²⁰⁸

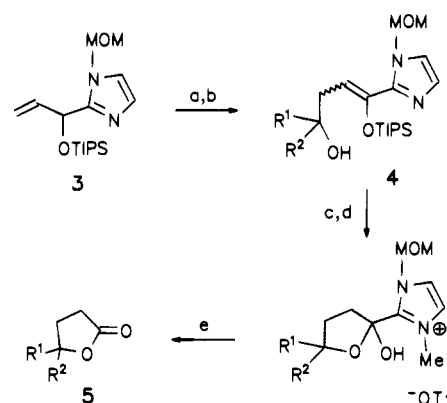
4. O-TIPS as Regiodirecting Group

TIPS was used successfully as a regiodirecting group in that it protects the atom to which it is attached or a nearby atom from being attacked by a reagent.

A classical problem of this kind is the allyl anion α/γ problem.

The Li derivative of an allyl ether reacts with a carbonyl electrophile usually preferentially at the α -position. This preference could not be altered by using the TMS or TBDMS allyl ether. In contrast, the TIPS group did provide the necessary bulk. Thus the imidazole substituted allyl TIPS ether **3** was lithiated at -90 °C (in order to prevent 1,4 O→C Si migration) and reacted with carbonyl compounds to provide preferentially or exclusively γ -products **4** (Scheme 2). These were converted to γ -butyrolac-

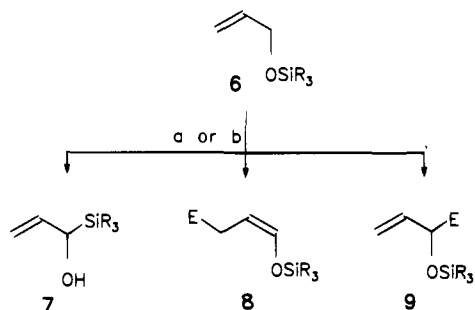
Scheme 2^a



^a (a) ${}^n\text{BuLi}/\text{TMEDA}$. (b) $\text{R}^1\text{R}^2\text{CO}$. (c) ${}^n\text{Bu}_4\text{NF}$, THF/ H_2O . (d) $\text{MeOTf}/\text{CH}_2\text{Cl}_2$. (e) NEt_3 .

tones **5** by desilylation, N-quaternization, and elimination.^{79,80}

A more demanding test, with disappointing result, had been performed earlier. The Li derivative of unsubstituted allyl TIPS ether **6** ($\text{SiR}_3 = \text{TIPS}$) suffered 1,2 O—C Si migration (at -78°C in THF, \rightarrow **7**, $\text{SiR}_3 = \text{TIPS}$), and the γ -directing effect of TIPS proved to be not strong enough (Scheme 3). Of

Scheme 3^a

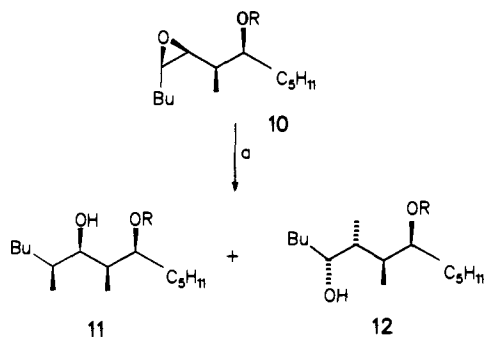
^a (a) (1) $^s\text{BuLi}$; (2) E-X; (3) H_2O . (b) (1) $^s\text{BuLi}$; (2) BaI_2 ; (3) E-X; (4) H_2O .

SiR_3	EX	cond.	7	8	9	ref
TIPS	^iPrI	a	50%	trace	trace	43
TIPS	TIPS-OTf	a	— [†]	42%	—	43
TES	$\text{C}_5\text{H}_{11}\text{CHO}$	b	—	76.5%	9.5%	304
TIPS	$\text{C}_5\text{H}_{11}\text{CHO}$	b	—	89.3%	5.7%	304

[†] The corresponding TIPS ether was not formed.

several electrophiles tried, only TIPS-OTf provided selectively the γ -product, as the single *Z* isomer **8**, $\text{E} = \text{SiR}_3 = \text{TIPS}$.⁴³ Recently, however, high γ -selectivity in the reaction of a metalated silyl alkyl ether with carbonyl electrophiles or alkyl halides was obtained when the TIPS ether was metalated at low temperature and the counterion was changed to Ba^{2+} .³⁰⁴ Si migration was not observed under these conditions. The γ -products **8** were all exclusively *Z*. Without the transmetalation lower or even opposite selectivity was observed. Less bulky silyl groups resulted in lower selectivity.

The regioselectivity of the reaction of an epoxide with carbon nucleophiles can be influenced by a nearby OTIPS group. While free γ,δ -epoxy alcohols **10** ($\text{R} = \text{H}$) did not generally show good regioselectivity in reactions with $\text{Li}_2\text{Cu}(\text{CN})\text{R}'_2$, the corresponding TIPS ethers **10** ($\text{R} = \text{TIPS}$) provided exclusively the ethers of 1,3-diols **11** (terminal attack, Scheme 4).^{169,305}

Scheme 4^a

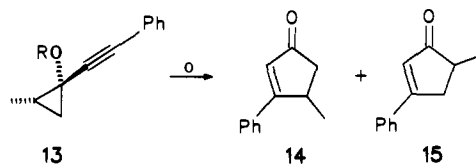
^a (a) (1) $\text{Li}_2\text{Cu}(\text{CN})\text{Me}_2$, Me_2S , PBu_3 ; (2) H_2O .

R	11	12
H	26%	58%
TIPS	45% [†]	0%

[†] Fifty-four percent of the starting material was recovered.

2-[[Triisopropylsilyloxy]methyl]-3-alkyloxiranes are attacked by $\text{Et}_2\text{AlC}\equiv\text{CCH}_3$ at position 3 highly regioselectively ($\geq 15:1$); the behavior of other O-derivatives unfortunately was not studied.³⁰⁶

The $\text{Co}_2(\text{CO})_8$ induced rearrangement of 1-(phenylethynyl)-2-methylcyclopropanol **13** ($\text{R} = \text{H}$) is not regioselective (Scheme 5), producing two methylphen-

Scheme 5^a

^a (a) $\text{Co}_2(\text{CO})_8$, DME, reflux.

R	14:15
H	50:50
TMS	70:30
TBDMS	91: 9
TIPS	93: 7

ylcyclopentenones **14** and **15** in equal amounts. Silyl groups of increasing bulk on the oxygen, however, cause increasing regioselectivity. The effect was tentatively explained in terms of a conformational bias in the starting materials.³⁰⁷

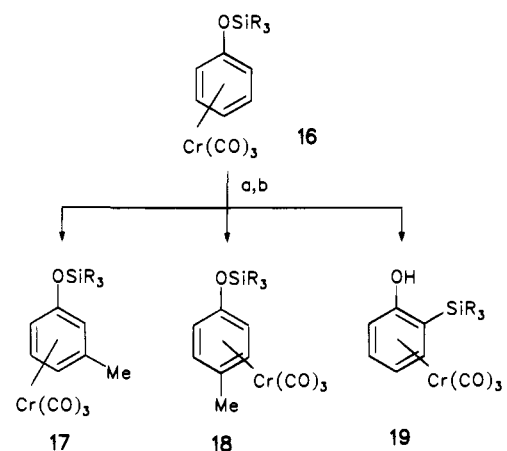
Chromium tricarbonyl complexes of phenol TIPS ethers such as **16** are easily metalated by BuLi to give, after treatment with an electrophile, mostly products of *meta* substitution, e.g. **17**, **21** (Scheme 6).^{33,95,308} The reason for this unusual regioselectivity is only partially clear. The sterically crowded O-Si- Pr_3 cannot preassociate with the alkyl lithium, therefore not favoring *ortho* lithiation. On the contrary, by its bulk it precludes attack at this position; in this sense, the silyl ether provides lateral protection. The reason for *meta* activation is a matter of debate. Anyway, TIPS ether **22** allows a complete reversal of regioselectivity, compared to the corresponding Me ether **24**.³⁰⁹ The TBDMS ether is less efficient.³⁰⁸

This chemistry was used for an elegant synthesis of phytoalexins Moracin M and **C**^{279,310} as well as a tetrasubstituted arene.³¹¹ Other electronic or steric factors, however, can overwhelm the *meta*-directing effect.³¹²

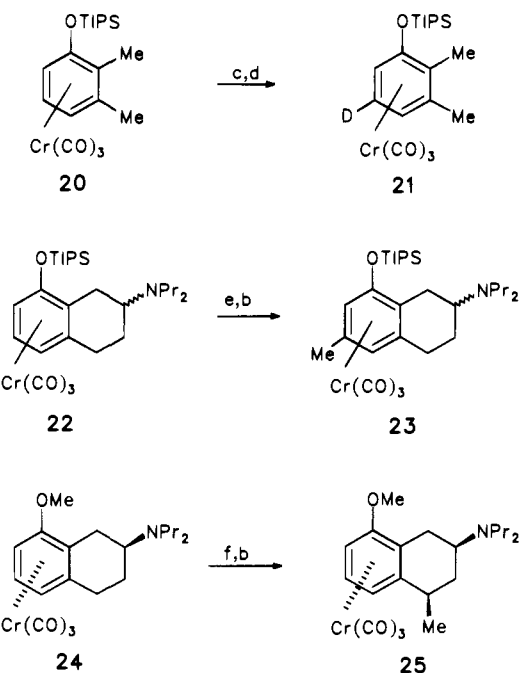
In nucleophilic substitution in OTIPS arenes a similar effect is seen (Scheme 7). Intramolecular anionic cyclization of (ω -cyanoalkyl)arenes **26** can result in both spiranes and annulated systems. While TBDMS aryl ether **26** ($\text{SiR}_3 = \text{TBDMS}$) gave the spirane **27** exclusively in 72% yield, the corresponding TIPS ether **26** ($\text{SiR}_3 = \text{TIPS}$) under identical conditions cyclized to the linearly condensed ring system **28** in 62% yield.³¹³

Regioselectivity could be induced in a Lewis acid promoted ring-enlargening rearrangement of 2,2-disubstituted 1-(silyloxy)cyclohexancarboxaldehydes. From the TIPS ether **29** both regioisomers **30** and **31** can be obtained at will depending on the conditions (Scheme 8).⁹² The corresponding TBDMS ether reacts less regioselectively.

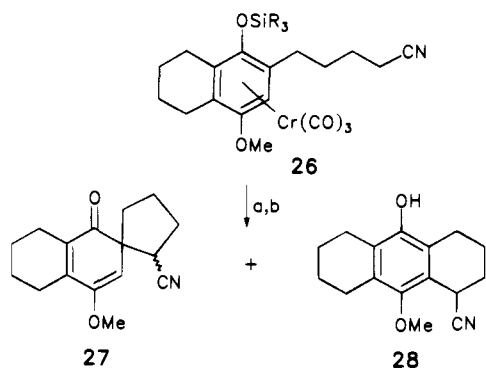
Mikami found the carbonyl-ene reaction of methyl glyoxylate with bishomoallylic ethers **32** to be regi-

Scheme 6^a

SiR ₃	17	18	19
TBDMS	40%	—	35%
TBDPS	48%	—	19%
TIPS	71%	7%	3%



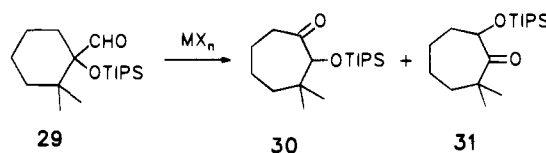
^a (a) ^tBuLi. (b) MeI. (c) ⁿBuLi. (d) CF₃CO₂D. (e) ⁿBuLi, TMEDA, THF. (f) ^tBuOK, DMSO.

Scheme 7^a

^a (a) LDA/THF, -78 °C. (b) excess I₂, from -78 to 25 °C.

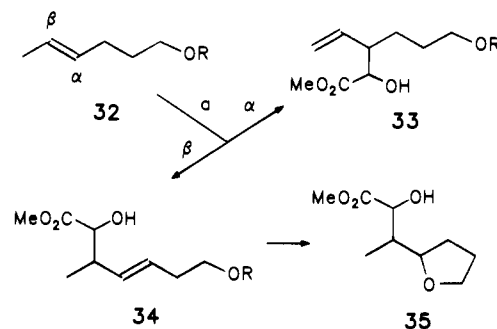
SiR ₃	27	28
TBDMS	72%	—
TIPS	—	62%

Scheme 8



MX _n	30 : 31	yield, %
PhOAlCl ₂	1 30	70
SnCl ₄	7 1	60
FeCl ₃	26 1	82

oselective in the case of bulky silyl ethers in favor of the β -ene products **34** and **35** (Scheme 9), while alkyl

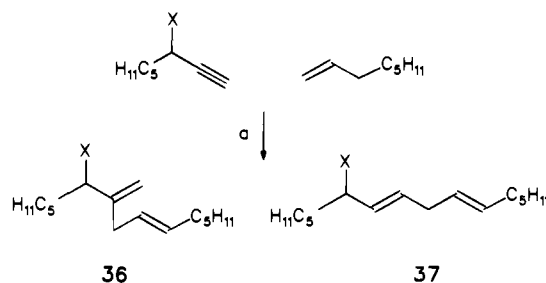
Scheme 9^a

^a (a) MeO₂C-CHO, SnCl₄, CH₂Cl₂, -78 °C.

R	33	34	35
Bn	12	52	36
ⁱ PrMe ₂ Si	2	18	80
^t HxMe ₂ Si	—	50	50
TIPS	—	67	33
TBDPS	1	81	18

ethers gave mixtures of α - and β -ene products **33**–**35**. TIPS and ^tHxMe₂Si were best in this respect. The reaction is also highly stereoselective, and a cyclic transition state model was proposed to account for these facts. Compound **35** is formed in a cationic cyclization of **34** with loss of the silyl group (Prins cyclization). The TIPS derivative underwent this secondary reaction to a lesser extent than the other trialkylsilyl derivatives. Only the TBDPS compound was even more reluctant.^{314,315}

The ruthenium-catalyzed addition of an 1-alkene to an 1-alkyne normally is selective for C(2)-attack on the acetylene providing branched product **36** (Scheme 10). If the propargylic position, however,

Scheme 10^a

^a (a) 5% Cp(COD)RuCl, DMF/H₂O 3/1, 100 °C.

X	36	37
H	5	1
OBn	1	2
OTBDMS	1	2.5
OTIPS	1	4

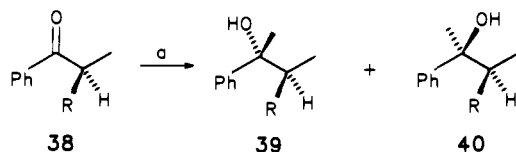
bears a R_3SiO substituent, predominantly C(1)-attack is found resulting in linear chain product **37**. TIPS is more efficient in this respect than TBDMS.³¹⁶

A carbenoid (from an α -diazo ketone and Rh(II)) inserted regioselectively into one of two structurally similar CH bonds, one geminal to a MeO and the other geminal to an RO group. The carbenoid was attracted by the OH group (R = H, selectivity 1:1.4), while for R = TIPS the geminal CH was not easily accessible resulting in 6:1 selectivity.³¹⁷

5. O-TIPS as Stereodirecting Group

Whenever an alcohol derivative is required which does not complex to a metal, the TIPS ether is first choice. This was impressively demonstrated in a series of papers by Eliel, where he studied the kinetics and stereochemistry (Cram's chelation control *vs* nonchelation) of the addition of organometallics to α - and β -alkoxy and siloxy ketones.^{139,166,223,224,318} Thus Me_2Mg added to 1-(benzyloxy)acetone 140 times faster than to 1-[(triisopropylsilyloxy]acetone.²²⁴ The rate constants and isomer ratios **39/40** found in the reaction of Me_2Mg with α -alkoxy- or α -silyloxy-substituted propiophenones **38** are given in Scheme 11.²²⁴ The most reactive substrates are, remarkably, the most stereoselective.

Scheme 11^a



^a (a) (1) Me_2Mg/THF ; (2) H_2O .

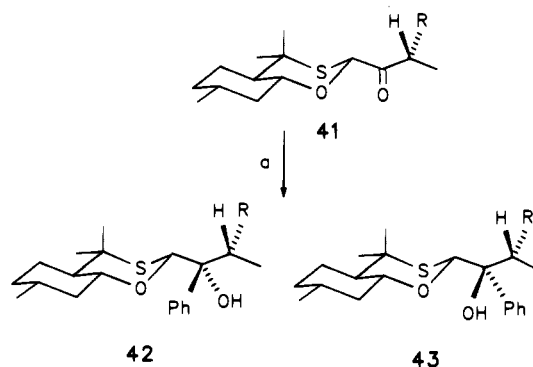
R	rel. rate	39 : 40	
OMe	1000	>99	1
OTMS	100	99	1
OTES	7.9	96	4
OTBDMS	2.5	88	12
OTBDPS	0.82	63	37
OTIPS	0.45	42	58
H	0.54		

The conclusion drawn from this was that there are two independent reaction paths. The nonchelation one is slow and almost completely stereorandom (this is the only contributing pathway for R = H or OTIPS), the chelation one is fast and completely stereoselective, as for R = OMe. "The very large difference between the TMS and TIPS group is remarkable, with the former one impeding chelation very little and the latter preventing it totally."²²⁴ As a consequence, the stereoselectivity of such a reaction sometimes can be completely reversed just by replacing OMe by OTIPS (e.g. **41** \rightarrow **42** or **43**, Scheme 12).³¹⁹ Conversely, when in a reaction no difference was seen between the results for a OMe or OTIPS (or even Me) group in a particular position, it was concluded that this group is not involved in chelation.^{99,139,320,321}

For β -alkoxy *vs* β -silyloxy there are generally only small or no effects.^{322,323}

The noncomplexing behavior of OTIPS was used to advantage in a synthesis of frontalin.⁷⁶

Scheme 12^a

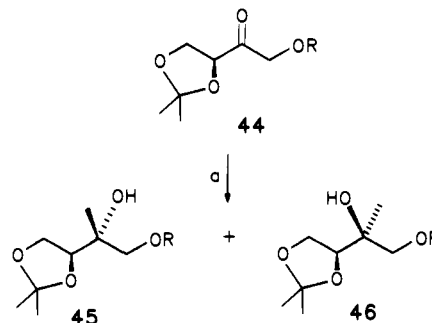


^a (a) (1) $PhMgBr$ or $PhLi$; (2) H_2O .

R	42 : 43	
OMe	0	100
OTIPS	100	0

Similar observations were made by Marco in the addition of organometallics to erythrose derivatives (**44** \rightarrow **45/46**, Scheme 13),³²⁴ by Guanti in the addition

Scheme 13^a



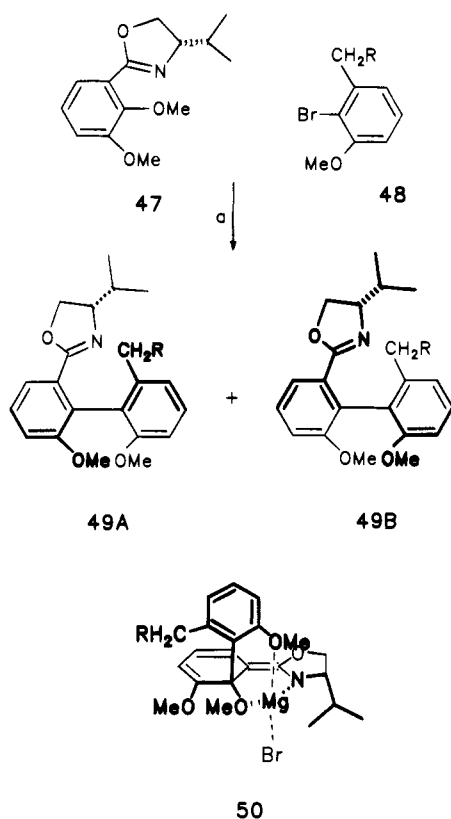
^a (a) (1) $MeLi$, Et_2O , $-78^\circ C$; (2) H_2O .

R	45 : 46		yield, %
H	50	50	53
TMS	50	50	65
TBDMS	63	37	85
TIPS	75	25	85
TBDPS	86	14	86

of allyl- or crotyltributyltin^{151,325} to a β -alkoxy- β -silyloxy-disubstituted aldehyde and in the DIBAL-H reduction of similar ketones,¹⁵¹ by Noyori in the binap/Ru catalyzed hydrogenation of alkoxy substituted β -keto esters,³²⁶ and by Wender in the addition of an azide group to alkoxy- and silyloxy substituted β -keto esters.²⁰⁷

Two diastereomeric enantiopure biphenyls **49A** and **49B** can arise from coupling of a 2,6-disubstituted aryl Grignard reagent (from **48**, Scheme 14) to an enantiopure oxazolanylbenzene **47**. High selectivity for **49A** is achieved if R in **48** is unable to compete with the OMe group for chelating the Mg in the intermediate complex (R = H or OTIPS, OTBDMS).³²⁷ If, on the other hand, the complexing abilities of OMe and CH_2R are comparable (R = OMe or OBn), then both products are obtained. These results were rationalized by postulating the intermediate **50** as a precursor for **49A**.

A TIPS-protected oxygen atom does not add to a iodonium or mercuronium intermediate.⁷⁴ However, in an aldol reaction using Sn(II) enolates, Paterson

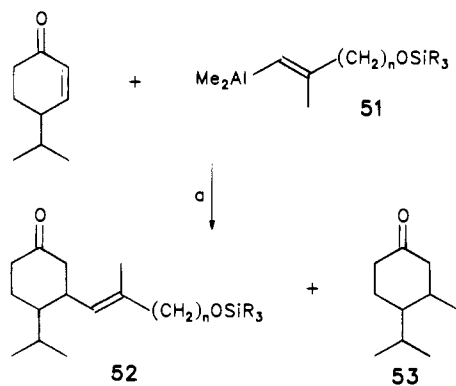
Scheme 14^a

^a (a) Mg, THF, heat.

R	49A : 49B	
H	90	10
OMe	40	60
OBn	42	58
OTBDMS	93	7
OTIPS	93	7

found some evidence that even OTIPS may complex to some extent.³²⁸

In the Cu(I)-catalyzed Michael addition of dimethylvinylalanes **51** to α,β -enones Lipshutz found that a TBDMS or TBDPS protected primary hydroxy function in the reagent completely suppresses the desired vinyl transfer, while a TIPS-protected one is compatible (\rightarrow **52** rather than **53**, Scheme 15).³²⁹ It

Scheme 15^a

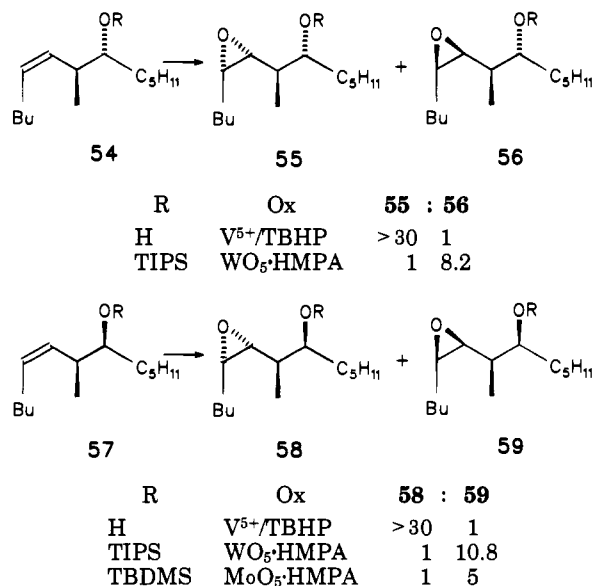
^a (a) Catalyst CuCN.

SiR ₃	n	52	53
TBDMS	2	7%	87%
TIPS	4	76%	10%

was suspected that the chelating/nonchelating behavior of these silyl ethers plays an important role. A Zr- and Zn-based version of the same reaction is compatible with both OTIPS and OTBDMS.²²⁷

In homoallylic alcohols Katsuki used TIPS etherification to redirect the stereochemistry of epoxidation (Scheme 16). Thus epoxidation of alcohol **54** (R =

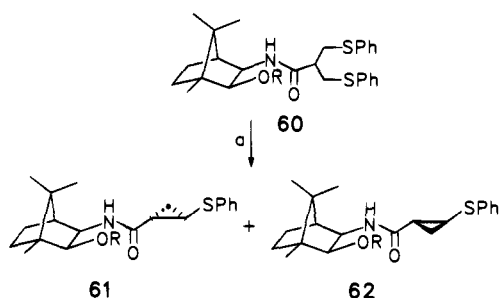
Scheme 16



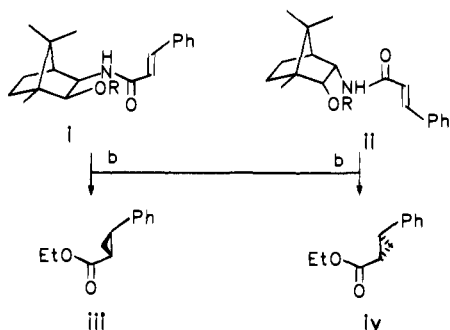
H) resulted in a >30:1 preference for “back-side attack” (in the zigzag projection shown, **55** over **56**) when V⁵⁺/TBHP was used, thought to result from complexation of the reagent to the OH group. On the other hand, when complexation was prevented by using TIPS ether **54** (R = TIPS) and a reagent (WO₅·HMPA) less prone to complexation, then a 8.2:1 preference for “front attack” (**56** over **55**) was achieved.^{168,169} Surprisingly, in substrate **57** (diastereomeric to **54**) again complexing conditions favored back-side attack (**58**), noncomplexing conditions favored front attack (**59**). No explanation was given. TBDMS was less efficient. The method was used in the synthesis of a rifamycin S intermediate.¹⁷⁰ See also refs 167 and 330.

Asymmetric derivatives of 2-alkenyl-1,3-propanediols were epoxidized by Guanti using *m*-CPBA or V⁵⁺/TBHP, with the stereoselectivity moderately depending on the protective group. Bulky silyl groups such as TIPS or TBDPS gave particularly high selectivity (>95:5).³³¹ Attack of organocopper reagents at the epoxides obtained is likewise regioselective.²²⁰

Tanaka studied the stereochemistry of cyclopropane formation by PhSH elimination from 1,3-bis-(phenylthio)propanes linked to a camphor-derived chiral auxiliary (**60**, Scheme 17).³³² When the OH function was free, moderate 1:3 stereoselectivity was observed (**61:62**), which could be enhanced to 1:11 for the TIPS ether. An explanation was not given. This is a complex situation, since one out of four diastereotopic protons can be removed by the base, each leading to a different product. The fact that only *trans* cyclopropanes are formed (in high yield) demonstrates that only two of these deprotonations actually occur (or that the Li derivatives are not

Scheme 17^a

R	61 : 62
H	1 : 3
TBDMS	1 : 5.2
TIPS	1 : 11



	iii : iv
from i (R = H)	90 : 10
from i (R = TIPS)	1 : 99
from ii (R = H)	21 : 79
from ii (R = TIPS)	99 : 1

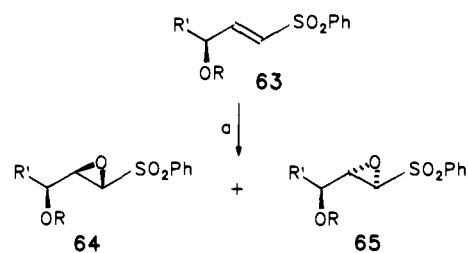
^a (a) Excess ${}^n\text{BuLi}$, THF. (b) (1) $\text{Et}_2\text{Zn}/\text{CH}_2\text{I}_2$; (2) $({}^t\text{BuO}_2\text{C})_2\text{O}$, Et_3N , DMAP; (3) EtOH/EtONa .

configurationally stable). Compound **62** results from removal of the *pro-S* proton in the *pro-S* CH_2SPh group in **60**, while **61** stems from removal of the *pro-S* proton in the *pro-R* CH_2SPh group. Even if the amide conformation in **60** (*s-trans*) and effective shielding of the molecule's front hemisphere by TIPS are taken for granted, the result would certainly not have been predicted.

The same chiral auxiliary allowed stereoselective cyclopropanation (Simmons–Smith) of cinnamic acid. An impressive selectivity reversal depending on the presence or absence of the TIPS group was observed in the *exo,exo*-amide **i** (Scheme 17 bottom).³³³ Grati-fyingly, use of the *endo,endo* diastereomer **ii** resulted in selectivity reversal compared to **i**.

A similar effect on the stereoselectivity of a photochemical cyclization was seen in a synthesis of a [7]helicene.^{334,335}

The stereochemistry of nucleophilic attack of peroxide to γ -oxygenated α,β -unsaturated sulfones **63** resulting in epoxidation was studied by Jackson (Scheme 18).³³⁶ In the isopropyl series (**63**, $\text{R}' = {}^i\text{Pr}$), the 25:1 preference for *syn* attack (**64:65**) found in the free alcohol could be reversed to a 1:40 selectivity for *anti* attack in the TIPS ether. TBDPS was less efficient. In the methyl series (**63**, $\text{R}' = \text{Me}$), the free alcohol likewise gave preferentially *syn* attack (3:1), but now TIPS enhanced this *syn* selectivity to 10:1. The conformational uncertainties in these acyclic

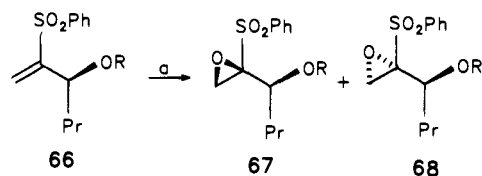
Scheme 18^a

^a (a) $\text{LiOO}{}^t\text{Bu}$, THF.

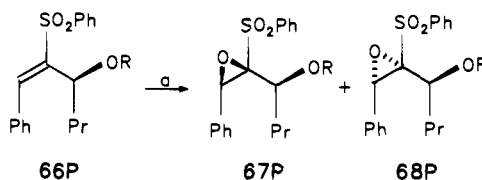
R	$\text{R}' = {}^i\text{Pr}$	$\text{R}' = \text{Me}$
	64 : 65	64 : 65
H	25 : 1	3 : 1
TBDPS	1 : 4	4 : 1
TIPS	1 : 25	3 : 1
MEM	1 : 30	1 : 1.5
TIPS	1 : 40	10 : 1

systems precluded a coherent rationalization of all these results.

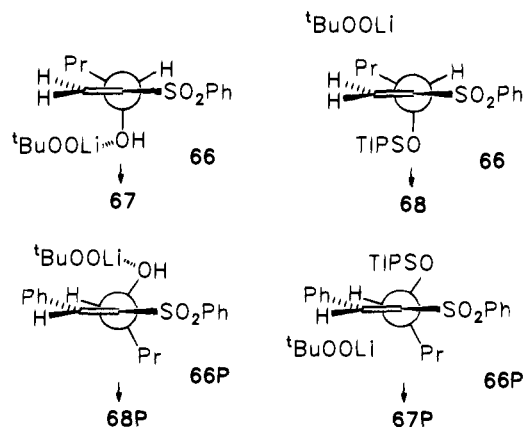
Similar reversals of stereoselectivity caused by OTIPS *vs* OH were observed in the epoxidation of acyclic β' -oxygenated α,β -unsaturated sulfones, e.g. **66** (Scheme 19).³³⁷ In a sulfone bearing an additional

Scheme 19^a

R	67 : 68
H	25 : 1
TIPS	1 : 25



R	67P : 68P
H	1 : 20
TIPS	4 : 1



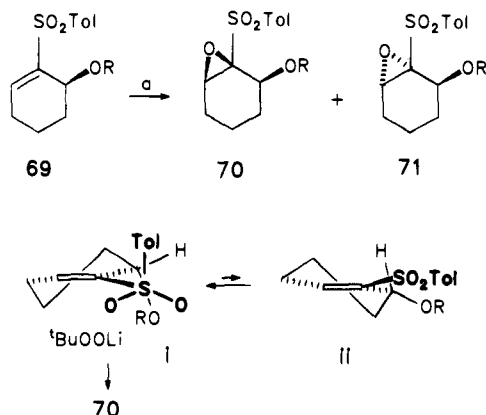
^a (a) $\text{LiOO}{}^t\text{Bu}$, THF.

E- β -Ph group, **66P**, the stereoselectivities are reversed compared to **66**. These results were rational-

ized as shown in Scheme 19, bottom, where the additional Ph group in **66P** tolerates none but the smallest substituent (H) on the stereogenic center in its vicinity.

Cyclic β' -oxygenated α,β -unsaturated sulfones **69** were epoxidized under similar conditions by Carreno and Ruano (Scheme 20).³³⁸ The results are similar

Scheme 20^a



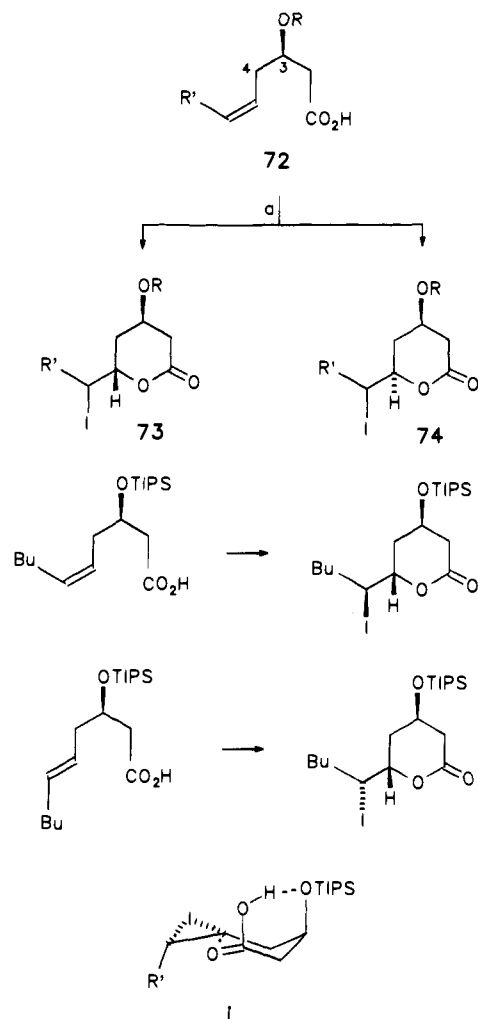
^a (a) LiOO^tBu/THF.

R	70	71
H	100	0
TIPS	63	37

to those for **66** above, the free alcohol gives the *syn* epoxide **70**, the TIPS ether displaces the outcome somewhat toward *anti* epoxide **71**. Since **69** is cyclic, there is no problem with the gross conformation, and the results are easily explained in terms of precomplexation of the reagent (for R = H) and steric access control (for R = TIPS), respectively, with the additional constraint that **71** cannot be the major product even for R = TIPS, since the side of the ring opposite to OTIPS is occupied by the bulky tolyl group. The authors assume that **69** adopts the most favorable half-chair conformation *i* (shown in Scheme 20, bottom), which on attack from below (\rightarrow **70**) will give a chairlike transition state, while formation of **71** (attack from above) requires a twistlike transition state. This difference may be an additional factor favoring **70**.

The stereoselectivity of the iodolactonization of 3-oxygenated 5-enoic acids was studied as a key step in the synthesis of mevinic acids by Knight (Scheme 21). While the free alcohol **72** (R = R' = H) provided the *trans*-(iodomethyl)- δ -lactone **73** (R = R' = H) in modest stereoselectivity and yield, the TIPS ethers **72** (R = TIPS, R' = H or ⁿBu) gave products **73** (R = TIPS, R' = H or ⁿBu) both more stereoselectively and in higher yield. TBDMS and TBDPS were less stereodirecting than TIPS.^{125,171,172,174} The stereochemistry of the double bond was found to influence the stereochemistry of the exocyclic carbon only (Scheme 21, middle).¹⁷¹ With a methyl group in place of the OR, in contrast, *cis*-disubstituted valerolactones are preferentially formed. The stereochemical results could not be convincingly explained. A tentative rationalization postulates H-bonding between the carboxyl OH and the TIPS-O (in an axial position on a chair transition state, *i* in Scheme 21, bottom), which seems rather speculative when compared to the results cited earlier in this section.

Scheme 21^a

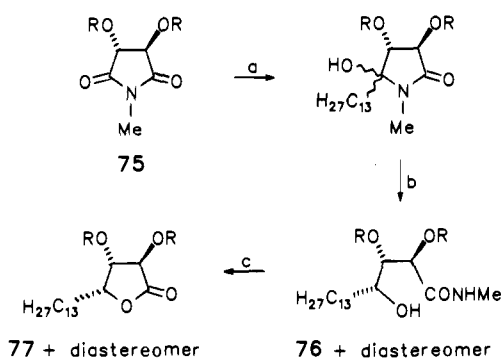


^a (a) I₂, NaHCO₃, MeCN, 0 °C.

R'	R	73	74	yield, %
H	H	3	1	23
H	TBDMS	3	1	84
H	TBDPS	4	1	87
H	TIPS	5.5	1	81
Bu	TIPS	10.5	1	93

The stereoselectivity of the iodocarbonatation of homoallylic alcohols bearing an additional TIPS group was studied.³⁰⁶ The silyl group was not varied, so its influence is not known.

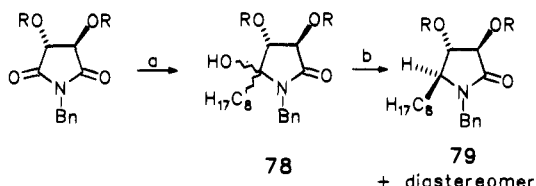
The stereochemistry of addition of Grignard reagents to C=O under the directing influence of two conflicting silyl ether groups was studied by Yoda and Takabe (Scheme 22). Addition of *n*-C₁₃H₂₇MgBr to *N*-methyl-2,3-di-*O*-TIPS-tartramide **75** (R = TIPS) followed by NaBH₄ reduction resulted in >99:1 diastereomer selectivity, 74% yield, whereas the TBDMS or IPDMS derivatives each gave both lower stereoselectivity and yield (with *n*-C₈H₁₇MgBr, however, the TIPS ether reacted less stereoselectively than the TBDMS ether). The products **76** were converted into optically active γ -lactones **77** and butenolides.^{274,275} The absolute configuration of the newly formed stereocenter in the latter was determined to be *R* in the major product **77**, but the authors did not specify the stereochemistry of the initial step, probably since they are not completely sure of the stereochemical course of the reduction

Scheme 22^a

^a (a) ⁿC₁₃H₂₇MgBr. (b) NaBH₄. (c) HCl, dioxane.

R	76 : diastereomer	
IPDMS	92	8
TBDMS	93	7
TIPS	>99	1

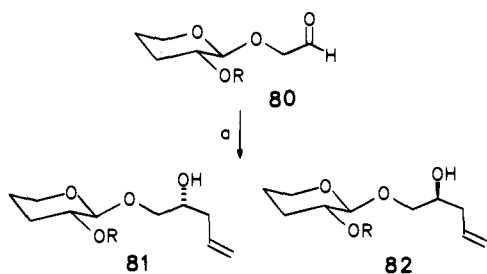
step. The initial Grignard addition products **78** can be deoxygenated (Et₃SiH, BF₃·Et₂O, -78 °C) to provide stereoselectively 4-substituted butyrolactams **79** of 4*S*-configuration (Scheme 23).³³⁹

Scheme 23^a

^a (a) C₈H₁₇MgBr. (b) Et₃SiH, BF₃·Et₂O, -78 °C.

R	79 : diastereomer		overall yield, %
TBDMS	95.5	4.5	75
TIPS	97.2	2.8	98

Chelation or nonchelation by a remote O atom was shown to be decisive in the MgBr₂·OEt₂-promoted addition of allyltri-*n*-butylstannane to glycosyl-substituted 2-hydroxyacetaldehydes **80** (three out of a total of four oxygen atoms present themselves as points of complexation, Scheme 24). Benzylation or

Scheme 24^a

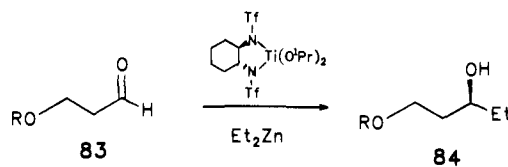
^a (a) Allyl-SnBu₃, MgBr₂·OEt₂, from -55 °C to room temperature.

R	81 : 82	
Bn	97.6	2.4
TIPS	7.2	92.8

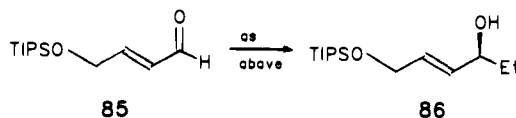
triisopropylsilylation of the 2-OH function in the sugarlike moiety resulted in completely reversed stereoselectivity, **81:82** = 97.6:2.4 for *O*-benzyl, 7.2:92.8 for *O*-TIPS.¹¹⁹ TIPS is better in this respect than TBDPS. See also the reaction of allyltri-*n*-butylstannane with β-(silyloxy)aldehydes in the presence of MgBr₂.³⁴⁰

Similarly, addition of Et₂Zn to *O*-protected β-hydroxyaldehydes **83** in the presence of an enantiopure chiral Ti catalyst was found by Knochel to proceed highly stereoselectively, better with R = TIPS than with R = TBDMS or Bn (Scheme 25).¹⁴⁹ Alkylation

Scheme 25



R	yield, %	ee, %
Bn	88	83
TBDMS	62	85
TIPS	92	93



yield 68%, ee 93%

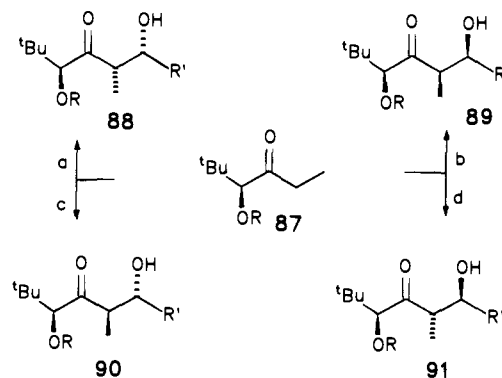
of the γ-triisopropylsilyloxy α,β-unsaturated aldehyde **85** likewise exhibits high stereoselectivity.^{193,216}

Similar results were obtained for α-silyloxy acetaldehydes where addition of (functionalized) dialkylzincs in the presence of the same enantiopure catalyst proceeds highly stereoselectively for the TIPS- or TBDPS-protected compound.¹⁴⁸

Addition of Et₂Zn to a chiral α-OTIPS- or α-OTBDPS-aldehyde in the presence of an enantiopure amino alcohol catalyst likewise is highly stereoselective, the configuration of the new stereocenter is controlled by the catalyst, not by the existing chirality.³⁴¹

Stereoselectivity in the Simmons–Smith cyclopropanation of glycosides of allyl alcohols and in epoxidation of the same substrates by *m*-CPBA requires a free 2-OH group, since both the 2-benzyl and the 2-TIPS ether resulted in low diastereoselectivity.^{203,342,343}

An interesting case of stereochemistry influenced by a silyl ether was found by Heathcock (Scheme 26).¹⁰¹ The stereochemistry of the newly formed CC

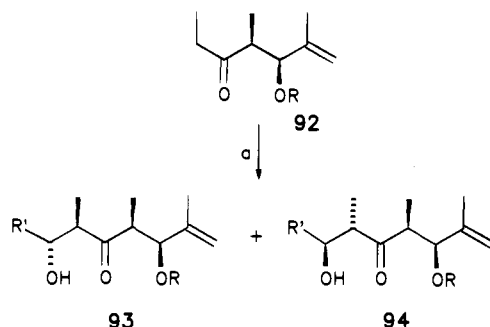
Scheme 26^a

^a (a) (R = TMS) (1) LDA/THF; (2) TMEDA; (3) R'CHO; (4) H₂O. (b) (R = TMS) (1) ⁱPr₂NEt, Bu₂BOTf; (2) R'CHO; (3) H₂O; (4) H₂O₂/MeOH. (c) (R = TMS) (1) BrMgTMP; (2) R'CHO; (3) H₂O. (d) (R = TBDMS) (1) BrMgTMP, ⁱPrO₃TiCl, HMPA/dioxane/THF, sonication; (2) R'CHO; (3) H₂O.

bond in aldol reactions of enolates formed from enantiopure α' -(silyloxy) ketones **87** could be directed to one of the four possible substitution patterns **88–91** at will depending on the conditions (*Z*- vs *E*-enolate) and on the use of a chelating (TMS) or nonchelating (TBDMS) silyl ether. Although the ketone enolate of the TBDMS ether is formed without difficulty, the corresponding TIPS ether is ineffective. Presumably, α' -OTIPS sterically prevents removal of an α -proton.

Such a prohibitive protection was not found for β' -(silyloxy) ketones **92** by Paterson. The TIPS group is one bond farther apart from the reaction center here (Scheme 27). Nevertheless it exhibits a small

Scheme 27^a



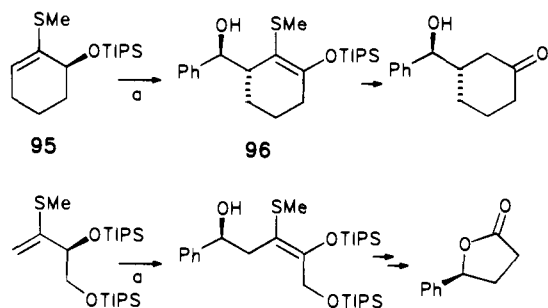
^a (a) (1) oHx_2BCl ; (2) $R'-CHO$ ($R' = H_2C=CMe-$).

R	93 : 94
TBDMS	82 : 18
TIPS	87 : 13

effect on the stereoselectivity (when compared to the TBDMS group).^{344,345} Experimental data for corresponding TMS or benzyl ethers are unfortunately lacking.

Thiosubstituted silyl allyl ethers (TBDMS or TIPS, e.g. **95**) are useful reagents for the stereocontrolled synthesis of γ -hydroxyketones from aldehydes by an ene reaction under chirality transfer (via **96**, the only stereoisomer formed, 94%, Scheme 28).²³⁵ In acyclic

Scheme 28^a

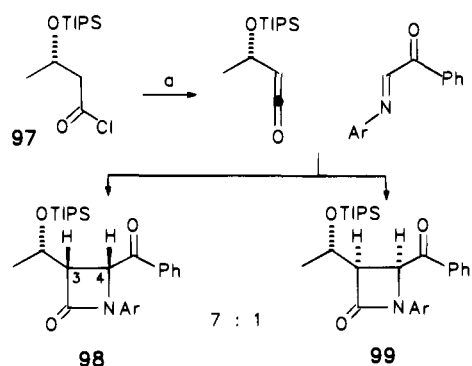


^a (a) $PhCHO$, Me_2AlCl , toluene.

examples this reaction gave high ee's in the presence of an additional nearby OTIPS group only (Scheme 28, bottom).³⁴⁶

OTIPS as a stereodirecting group made possible two valuable syntheses of β -lactams: The first is a ketene–imine cycloaddition (Staudinger reaction, Scheme 29). While such reactions often lead to mixtures of *cis*- and *trans*- β -lactams, the TIPS ether **97** of (*S*)-3-hydroxybutyric acid chloride when treated with iPr_2EtN in DMF at -40 to -20 °C in the

Scheme 29^a

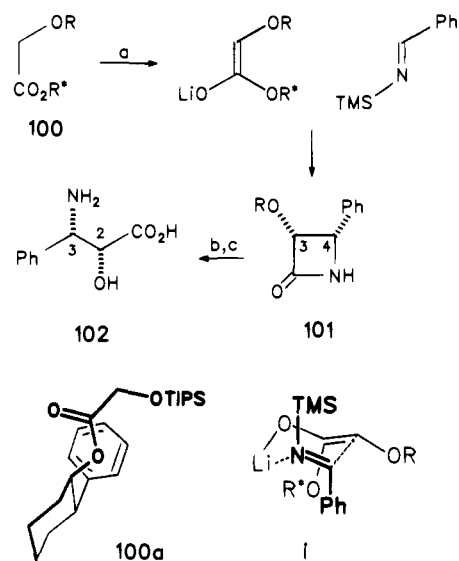


^a (a) iPr_2NEt , DMF.

presence of an α -ketoaldehyde *N*-arylimine affords two 3,4-*cis*-disubstituted azetidinones **98** and **99** exclusively in 90% yield and a ratio of 7:1. The major diastereomer has at position 3 the correct stereochemistry required for thienamycin, it was converted in a few routine steps into a known versatile carbanem intermediate.³⁴⁷ Other less bulky groups in place of TIPS resulted in lower stereoselectivity. The kinetics of the cycloaddition was studied by low-temperature FT-IR, it was concluded that a ketene is really involved, rather than direct acylation of the imine by the acid chloride.³⁴⁸

The second synthesis, reported by Ojima and Georg, employs a highly stereoselective cyclocondensation of the lithium enolate of a chiral ester and an imine (Scheme 30). This asymmetric synthesis using

Scheme 30^a



^a (a) LDA, THF. (b) nBu_4NF , THF. (c) 6 N HCl, reflux.

R	R*	yield, %	ee, %
TBDMS	(-)- <i>trans</i> -2-phenyl-1-cyclohexyl	90	76
TIPS	(-)- <i>trans</i> -2-phenyl-1-cyclohexyl	85	96

a chiral auxiliary provides, in consistently high yield and ee, access to the C(13) side chain of taxol and analogs as enantiopure compounds from achiral commodity chemicals, when the α -(triisopropylsilyloxy) acetate of (*-*)-*trans*-2-phenyl-1-cyclohexanol (**100a**) is used.^{160,349} When TBDMS was used instead of TIPS, for several auxiliary groups R^* either the yield or the ee was found to be low. To rationalize these

results, the cyclic transition state assembly **i** was postulated which results from attack of the imine to the less hindered (front) face of the enolate depicted (*E* enolate in the authors' convention, see also Scheme 67). The first formed *N*-lithiated β -amino ester then cyclizes to afford β -lactam **101** and recovered auxiliary alcohol.

It was found recently that a camphor-derived auxiliary can be used. In this case also, the TIPS ether gives higher ee than the TBDMS or TES analogs.³⁵⁰

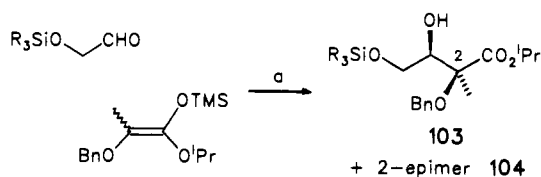
For an alternative β -lactam synthesis from a Ti ester enolate and an imine bearing a chiral auxiliary see ref 351.

The almost enantiopure (3*R*,4*S*)-azetidinone **101** is the cyclic form of the β -amino acid (2*R*,3*S*)-3-phenylisoserine **102**, the taxol side-chain acid. The open-chain amino acid can easily be esterified with the taxol core 13-alcohol, or alternatively, the β -lactam itself can be coupled to the same alcohol, but only after replacement of TIPS by a less demanding group, e.g. ethoxyethyl, TES, TBDMS (TIPS screens the neighboring carbonyl C atom).^{352–354} This chemistry was used to prepare several analogs of the side chain, as well as other isoserines (e.g. norstatine) which may be useful as building blocks for inhibitors for enzymes such as renin or HIV-I protease.¹⁵⁹

Just like an alcohol, a primary or secondary amine can attack the azetidinone **101**, leading under β -lactam opening to a dipeptide. In this case even the neighboring OTIPS is allowed.³⁵⁵

Mukaiyama has shown that α -[(triisopropylsilyl)oxy]acetaldehyde is an ideal substrate for the Sn(II)-promoted enantioselective aldol addition with ketene acetals under the influence of a chiral enantiopure diamine (Scheme 31). Superior diastereoselectivity

Scheme 31^a



^a (a) $Sn(OTf)_2$, $^iBu_2Sn(OAc)_2$, (S)-1-methyl-2-[(1-naphthylamino)methyl]pyrrolidine, CH_2Cl_2 , $-78^\circ C$.

R_3Si	103/104	ee, % (103)
TBDMS	72/28	66
TBDPS	81/19	19
TIPS	91/9	90

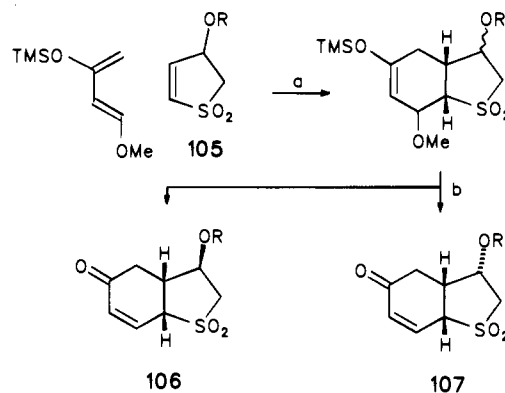
(**103:104**) and enantioselectivity were achieved compared to the corresponding TBDMS or TBDPS ethers.²⁴⁷

Enantioselective epoxidation of alkenes and dienes catalyzed by an enantiopure (salen)Mn(III) complex results in higher ee's when the catalyst bears TIPS-oxy rather than t Bu groups in positions 5,5'. This agrees with earlier evidence that the stereoselectivity of this reaction profits from both bulky and electron-donating substituents.^{356–359}

A case of stereoselectivity influenced by the mere steric effect of TIPS is the following: TIPS-oxy- and TBDPS-oxy-substituted dihydrothiophene-1,1-dioxides **105** as well as the corresponding benzyl ether were used as dienophiles in Diels–Alder reactions

with Danishefsky's diene (Scheme 32) to provide

Scheme 32^a



^a (a) Heat. (b) Py-HOTs, heat.

R	106	107
Bn	1.2	1
TIPS	2.5	1

diastereomeric adducts **106/107** without any regioisomers.^{32,187} The reaction is slightly more stereoselective for the TIPS than for the benzyl ether.

Similarly, the C=C bond in a 2-methylenebicyclo[3.3.0]octan-1 α -ol was hydrogenated over Pd to a 1:1 mixture of 2 α - and 2 β -methyl products, while the corresponding tertiary TIPS ether afforded the 2 α -methyl product exclusively.¹¹¹

If a reaction is more sensitive to electronic than steric effects of a silyl group, then triarylsilyl may be a better directing group than trialkylsilyl. An example is the Lewis acid promoted rearrangement of epoxy alcohols (or silyl ethers) to β -hydroxy (or silyloxy) carbonyl compounds studied by Yamamoto.^{240,242}

6. Miscellaneous Uses of TIPS Ethers

Being large and apolar, the TIPS group is hydrophobic. This is very useful for physicochemical measurements of nucleosides, where derivatization of ribose and deoxyribose as TIPS ethers greatly enhances solubility in organic solvents, thus allowing molecular recognition phenomena to be studied by various physical methods. Thus, 2'-deoxy-3',5'-bis-O-TIPS-cytidine and -guanosine are soluble in $CDCl_3$ at $20^\circ C$ in 0.5 M concentration.³⁶⁰ The hydrogen-bond interaction G–C was studied by calorimetry,³⁶¹ ¹H-NMR,^{299,361–363} and IR/Raman spectroscopy^{360,364} on these TIPS derivatives, free of interfering deoxyribose hydroxyls. The transport of nucleosides and analogs through membranes enhanced by complementary base carriers was studied,¹⁰⁸ as was the recognition between guanosine and synthetic receptors.³⁰⁰ The interaction between triisopropylsilylated nucleosides and porphyrins was studied by UV spectroscopy.³⁶⁵

The enhanced solubility of TIPS derivatives facilitated the synthesis of a [7]helicene^{334,335} and made possible boronation of nucleosides by a boron exchange reaction in THF.¹⁹⁰ Boronated nucleosides are cytotoxic,^{191,192} and seem promising for ¹⁰B neutron capture cancer therapy.¹⁹⁰

An OSiR₃ group can heavily influence a conformational equilibrium, see section II, ref 19. Another

such case, likewise not well understood, is that of a substituted benzothiazepinone (Diltiazem) measured recently.³⁶⁶ While in this case the very bulky silyloxy groups such as TIPS-oxy and TBDPS-oxy prefer an equatorial position (to the same extent as does a methoxy), the slightly smaller TBDMS-oxy or the TMS-oxy group uniquely favor that conformer in which they are axial. A tentative rationalization (Si S attraction) was not backed by the experiments.

TIPS-oxy was used as a "stopper" group at both ends of a rotaxane axis.^{230, 367-369}

In an attempt at understanding the high stereoselectivity of the catalytic OsO₄ Sharpless dihydroxylation using "dimeric" dihydroquinidine catalysts, Corey replaced the natural MeO group on such a catalyst's quinoline part by TIPSO.⁸⁵ The enantioselectivity (96% ee in the dihydroxylation of styrene with the OMe catalyst) dropped to 50% ee. This can be interpreted as a mechanical blocking of the styrene's access to the binding cleft by bulky TIPS-oxy.

The electrocyclic ring opening of ring B in the photochemical provitamin D₃ → previtamin D₃ conversion was found to be retarded by a bulky silyl group such as TIPS on a 1 α -hydroxy group.³⁷⁰ The effect was rationalized with the silyl group severely interfering with the C/D ring system in a tetra-radicaloid transition state.

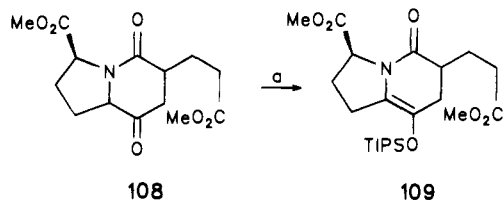
B. TIPS Enol Ethers

1. Formation

Aldehydes and ketones do not react with TIPS-Cl.⁸ However, potassium ketone enolates (from the ketone by treatment with KN(TMS)₂³⁷¹) or Li enolates (LDA^{113,372}) provide the TIPS enol ethers. These are stable compounds that survive, e.g. an acidic aqueous workup and chromatography on silica.

Aldehydes and ketones react with TIPS-OTf in the presence of Et₃N (or DBU/DMAP³⁷³) in C₆H₆ to TIPS enol ethers.^{8,374} The example in Scheme 33 (108 →

Scheme 33^a

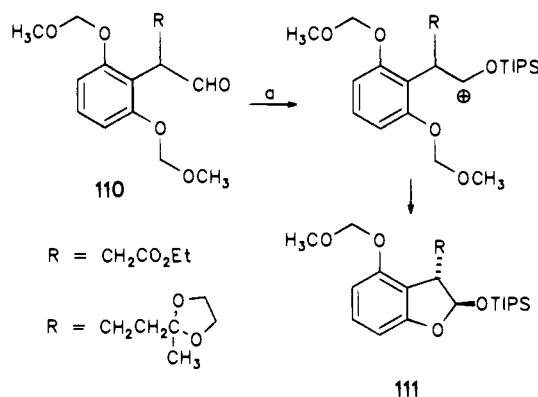


^a (a) TIPS-OTf, NEt₃, C₆H₆.

109) demonstrates the chemoselectivity of the method as well as an interesting regioselectivity.³⁷⁵ The corresponding homologous 6-6-membered ring system, however, did not react under identical conditions, while with TBDMS-OTf it produced the opposite regioisomer along with an unexpected cyclized product.³⁷⁶

Under these conditions the reaction may not involve an enolate, rather it may proceed via an addition-elimination sequence as indicated in 110 → 111 (Scheme 34), where an appropriately placed oxygen function in the molecule intervenes and induces a reaction path leading to a TIPS acetal.^{180,377}

Scheme 34^a



^a (a) TIPS-OTf, NEt₃, THF, 0 °C.

Di-*tert*-butylpyridine in CHCl₃ was used as the base in TIPS enol ether formation,²⁷³ and other solvents, such as ether or CH₂Cl₂, also work, leading to varying *E/Z* ratios.³⁷⁸ Preformed Li enolates in THF^{379,380} or K enolates in DME³⁸¹ likewise give TIPS enol ethers. Similarly, α,β -enones give TIPSO-dienes,³⁸²⁻³⁸⁴ the ratio of regioisomers of which is solvent/base dependent.³⁸⁴

The primary product of a Michael addition to an α,β -enone can be trapped by TIPS-OTf resulting in a TIPS enol ether.³⁸⁵

The TIPS enol ether of a 1,3-diketone was prepared from the corresponding enol acetate³⁸⁶ or enol pivalate.^{373,387}

TIPS enol ethers of simple ketones were prepared regioselectively by hydrosilylation of α,β -enones using TIPS-H and a special Pt catalyst.³⁸⁸

A cyclic TIPS enol ether was prepared by Birch reduction of a TIPS aryl ether.²⁸³

A TIPS enol ether can be prepared by C=C bond formation from a TIPS ester and a reagent made from a 1,1-dibromoalkane, Zn, TiCl₄, and TMEDA in THF.³⁸⁹ The reaction gives a better yield than the corresponding reaction with the TMS or TBDMS ester, the bulkiness of the TIPS group is reflected in that the selectivity for *Z* (*vs E*) enol ether formation known from alkyl or TMS enol ethers is lowered in case of the TIPS enol ether.

2. Inertness

Generally, TIPS enol ethers are inert under laboratory conditions. Thus a series of oxindoles exhibiting "hydrolytic lability" was routinely converted to the TIPS enol ethers for characterization.³⁹⁰ A TIPS enol ether was used as a protected form of the ketone.³⁸⁰

TIPS enol ethers are not changed under the influence of DDQ,^{375,391} DIBAL-H,^{91,380,383} LAH,^{30,392} NaBH₄,^{30,391} Na/NH₃(liq),^{392,393} Li/NH₃/EtOH,²⁸³ LiDBB,³⁹² NaH,^{371,374} LDA,^{374,378} MeLi,⁹¹ TMSCH₂Li (by which TBDMS analogs are attacked),³⁹⁴ NaSPh,³⁷¹ a Li acetylide,³⁰ several Lewis acids,³⁷² AlCl₃, -78 °C,¹¹³ TiCl₄ at -20 °C,²³⁶ EtAlCl₂,¹¹² MeAlCl₂,²³⁶ Et₂-AlCl,^{112,236} Me₂AlCl,^{395,396} Me₃Al,^{112,392} and 0.01 equiv HOAc/3N LiClO₄ in ether.³⁹⁷ Very electron rich TIPS enol ethers were, however, partially cleaved on treatment with some of these Lewis acids (room temperature, 1 h).³⁹⁸

TIPS enol ethers are inert against Pd(OAc)₂.²⁵¹⁻²⁵⁵

PhIO/TMS-N₃ does not affect a TIPS enol ether grouping but effects unprecedented β -azidation (see below).³⁹⁶

The TIPS enol ether of a 1,3-diketone survived treatment with MeMgBr or Me₂CuLi.³⁹⁹

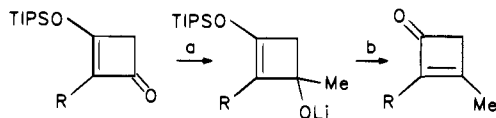
3. Desilylation

TIPS enol ethers can be cleaved to carbonyl compounds by mild acidic hydrolysis³⁰ (CF₃CO₂H, CH₂-Cl₂, 5–10 min,³⁹⁸ aqueous 1 M HCl,²³⁴ HOAc/H₂O, 0 °C, 5 h³⁸⁰) or by treatment with HCl in EtOH/H₂O at 80 °C.^{374,375} A TIPS enol ether which could not be cleaved by acid (under conditions that did cleave the corresponding TBDMS enol ether) was deprotected by CsF.⁴⁰⁰ PCC in CH₂Cl₂ cleaves a TIPS enol ether to a ketone within 3 h at room temperature.⁴³ A β -acylamino TIPS enol ether was cleaved to the ketone on treatment with TiCl₄, Me₂AlCl, or BF₃·OEt₂.³⁹²

The reagent usually employed is ⁿBu₄NF in THF at room temperature.³⁷¹ ⁿBu₄NF in THF/HOAc at –78 °C for 30 min cleaved a TIPS enol ether to the ketone in the presence of a primary TIPS ether.²⁵⁴ A cyclic, furanoid TIPS enol ether was cleaved to the ketone by iodide ion in DMF, this reaction did not work with a pyranoid TBDMS enol ether.²⁵³

The TIPS group is further often lost with regeneration of a carbonyl function, if a positive charge builds up on the former carbonyl C atom. This is generally the case when a TIPS enol ether is used as terminating group in a cationic cyclization, see below. Another example is given in Scheme 35.⁹¹ (For com-

Scheme 35^a



^a (a) MeLi. (b) H₃O⁺.

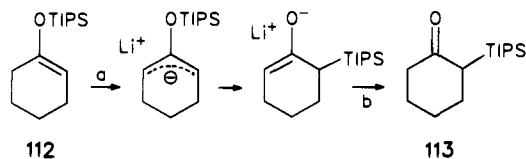
parison, TMS enol ethers are cleaved to the enolate by MeLi.)

4. Reactions

For a general survey of silyl enol ether chemistry see the references.^{401–403}

TIPS enol ethers when treated with ⁿBuLi/KO^tBu in hexane rearrange to α -TIPS ketones by anionic 1,3 Si migration (e.g. **112** \rightarrow **113**, Scheme 36).³⁷⁹

Scheme 36^a



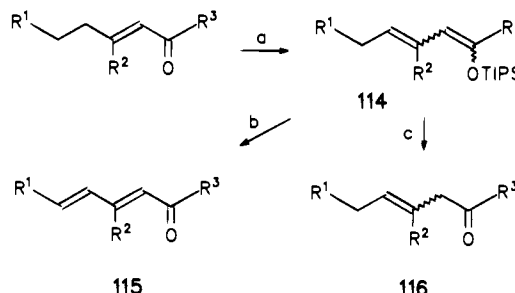
^a (a) ⁿBuLi, ^tBuOK, hexane, room temperature. (b) H₃O⁺.

The C=C bond of a TIPS enol ether is as expected cleaved by O₃ to give a TIPS ester and a carbonyl component.⁴⁰⁴

An aldehyde was stereoselectively α -hydroxylated via Sharpless dihydroxylation of its silyl enol ethers.³⁷³ The TIPS derivative provided higher ee (94%) than the TBDMS analog (78%).

A TIPS dienol ether, **114**, made from an α,β -enone, can be oxidized by Pd(OAc)₂ to the $\alpha,\beta,\gamma,\delta$ -dienone **115** (Scheme 37).³⁸² Hydrolysis of **114** results in deconjugation (**116**).

Scheme 37^a

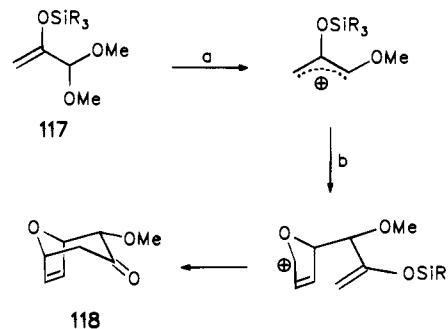


^a (a) TIPS-OTf, Et₃N, CH₂Cl₂. (b) Pd(OAc)₂, K₂CO₃. (c) H₃O⁺.

TIPS enol ethers are often used in C–C bond-forming reactions, especially in cyclizations.

Thus, silyl enol ethers of 1,1-dimethoxyacetone (**117**) were reacted with furans in the presence of a Lewis acid, to provide cycloaddition resulting in the 8-oxabicyclo[3.2.1]oct-6-ene system (**118**, Scheme 38).³⁷²

Scheme 38^a

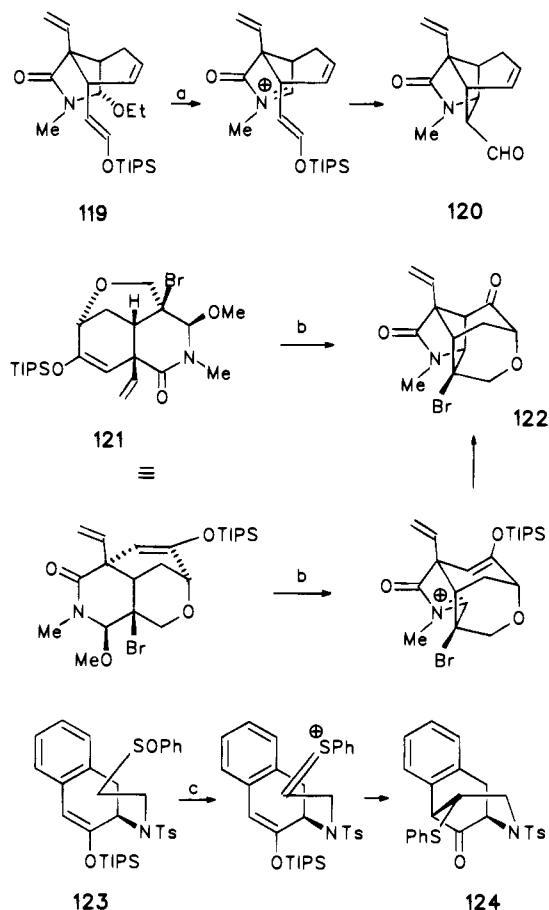


^a (a) Lewis acid (TMS-OTf, TiCl₄, SnCl₄), CH₂Cl₂ or MeNO₂, –78 °C. (b) Furan. SiR₃ = TMS, TES, TBDMS, TIPS.

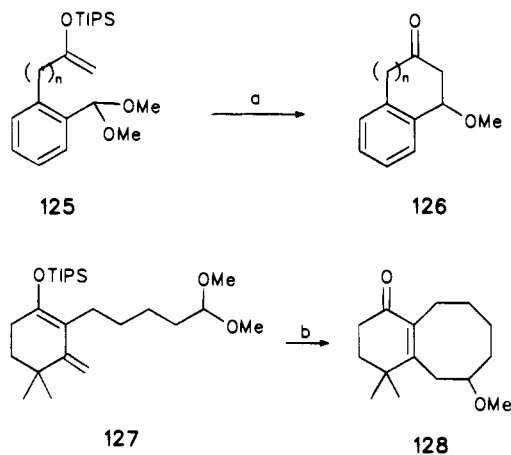
The shifting away of the enol ether double bond to form a new bond at the α -C results in buildup of positive charge on the former carbonyl C atom, whereby (unless the intermediate is trapped by a nucleophile or loses a proton) the silyl group is lost and the carbonyl function restored (e.g. **119** \rightarrow **120**, **121** \rightarrow **122**, **123** \rightarrow **124**, Scheme 39).^{371,378,405–407}

The cyclizations **125** \rightarrow **126** and **127** \rightarrow **128** shown in Scheme 40 were meant as model reactions for a projected synthesis of the taxane skeleton by formation of the central 8-membered ring, which after initial drawbacks³⁹⁹ was achieved recently.^{386,387}

2-OTIPS-dienes **129** participate in Diels–Alder reactions with 2-oxo-3-butenoate esters **130a** to give adducts **131a** which can be transformed by ozonolysis and Paal–Knorr cyclization into 2,3,4-trisubstituted pyrroles **132**, as found in naturally occurring tetrapyrroles (Scheme 41).⁴⁰⁴ This Diels–Alder reaction is cleaner and much more regioselective with TIPS-oxy dienes than with ethoxy-, TMS-oxy, or even TBDMS-oxy dienes. The regioselectivity was ascribed to steric congestion for R and TIPS-oxy in the transition state leading to the alternative “*meta*” Diels–Alder adduct. Alkoxy- or acyloxymethyl vinyl

Scheme 39^a

^a (a) $\text{BF}_3 \cdot \text{OEt}_2$, CH_2Cl_2 , 20 °C, 5 min. (b) TFA, reflux, 15 min. (c) (1) $(\text{F}_3\text{CCO})_2\text{O}$, 4-Me-2,6-di-*tert*-butylpyridine, CH_2Cl_2 , 0 °C; (2) PhCl , 130 °C.

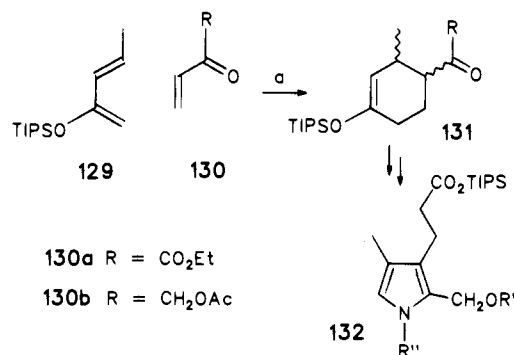
Scheme 40^a

^a (a) (1) 4 equiv of $\text{TiCl}_4(\text{O}^i\text{Pr})_2$, CH_2Cl_2 , -78 °C; (2) H_2O . (b) (1) TiCl_4 , CH_2Cl_2 , -78 °C, 1 h; (2) H_2O .

ketones, e.g. **130b**, also work as dienophiles in such highly regioselective Diels–Alder reactions.⁴⁰⁸

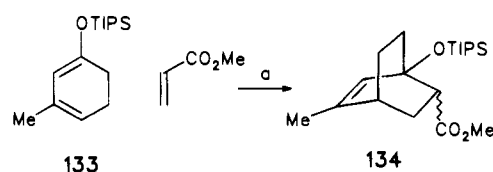
2-TIPS-oxo dienes are more reactive in thermal as well as Lewis acid-catalyzed Diels–Alder reactions than the corresponding dienes without a silyloxy group.^{236,383} The TIPS-oxo dienes are often more stable against Lewis acids than corresponding alkoxy dienes.²³⁶

1-(TIPS-oxo)cyclohexa-1,3-dienes, e.g. **133**, provide good yields of Diels–Alder adducts with acrylic

Scheme 41^a

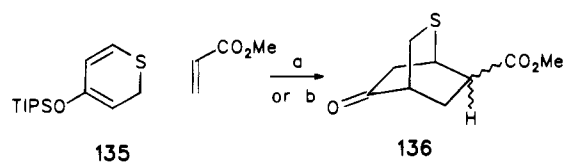
^a (a) PhH , reflux.

esters, methyl vinyl ketone, acrolein, etc. in Lewis acid-catalyzed reactions (Scheme 42).^{112,113}

Scheme 42^a

^a (a) Et_2AlCl , EtAlCl_2 , or AlCl_3 , -78 °C, stereoisomer ratio ca 10:1, yield 85%.

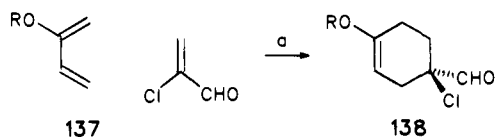
Terminally *cis*-substituted dienes are often unreactive in Diels–Alder reactions. In order to overcome this limitation, electron-rich silyloxy-substituted 2*H*-thiopyrans (e.g. **135**) were employed in both thermal and Lewis acid-catalyzed Diels–Alder reactions with typical electron-poor dienophiles.^{234,384,398,409} The bicyclic products such as **136** can be desulfurized, so that substituted 2*H*-thiopyrans may serve as equivalents for *cis*-substituted dienes (Scheme 43). An

Scheme 43^a

^a (a) (1) PhMe , 120 °C, 6 days; (2) H_3O^+ , 56%, stereoisomer ratio 0.6:1. (b) (1) EtAlCl_2 , CH_2Cl_2 , room temperature; (2) H_3O^+ , 79%, stereoisomer ratio 1.2:1.

intramolecular version of this Diels–Alder reaction is known.⁴¹⁰ Such reactions are of preparative value only if the silyl group is TIPS, since the TMS-oxy or TBDMS-oxy dienes are easily cleaved to 2*H*-thiopyranones in the reaction medium.³⁸⁴ An TIPS-oxo substituent may reside in the terminal or in the internal position of the diene system, although the former is generally less reactive.

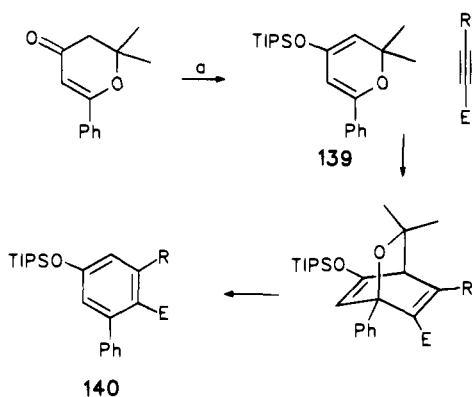
A striking effect of a TIPS *vs* a TBDMS group was found in a catalytic asymmetric Diels–Alder reaction (Scheme 44).³⁹¹ 2-[(*tert*-Butyldimethylsilyl)-oxy]butadiene (**137**, R = TBDMS) reacts with 2-chloroacrolein in the presence of 10% of the enantiopure *N*-tosyl-*B*-*n*-butyloxazaborolidinone derived from tryptophan to provide the 1,4,4-trisubstituted cyclohexene **138** (R = TBDMS) in 50–70% ee, whereas use of 2-[(triisopropylsilyl)oxy]butadiene results in 94% ee.

Scheme 44^a

^a (a) 10 mol % tryptophan derived *N*-tosyl-*B*-*n*-butyloxazaborolidinone, $-78\text{ }^{\circ}\text{C}$, CH_2Cl_2 .

R	ee, %
TBDMS or Me	50–70
TIPS	94

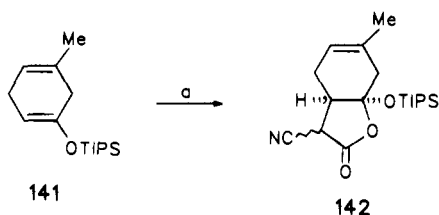
Heavily substituted 2,2-dimethyl-2*H*-pyrans with a 4-TIPS-oxy group **139** (made in situ from the corresponding 2,3-dihydro-4*H*-pyran-4-ones, di-*tert*-butyl-pyridine, and TIPS-OTf) react thermally with electron-poor acetylenes to provide, after loss of acetone from the intermediate 2-oxabicyclo[2.2.2]-octadiene, highly substituted TIPS-protected phenols **140** in good yields (Scheme 45).²⁷³

Scheme 45^a

^a (a) TIPS-OTf, di-*tert*-butylpyridine.

Intramolecular addition of a ketone Li enolate to a benzyne moiety did not occur, whereas the corresponding TIPS enol ether (a more nucleophilic enolate) added smoothly. Such a cyclization was the key step in Overman's synthesis of 3-acyl-3-alkyloxindoles.³⁷⁴

Cyanoacetic acid under the influence of $\text{Mn}_3\text{O}(\text{OAc})_7$ can be annulated to a TIPS enol ether to provide an α -cyano- γ -lactone (e.g. **141** \rightarrow **142**, Scheme 46).²⁸³ TBDMS enol ethers had previously been

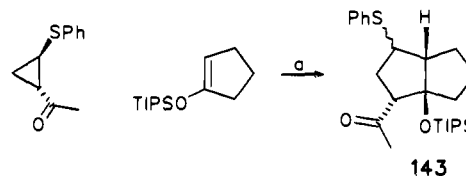
Scheme 46^a

^a (a) $\text{NC-CH}_2\text{CO}_2\text{H}$, $\text{Mn}_3\text{O}(\text{OAc})_7$, KOAc, room temperature, 15 h.

found not to be useful in such reactions. This particular reaction is the first step in Corey's synthesis of paeoniflorin.

TIPS enol ethers containing an olefinic group were cyclized by electrochemical oxidation.^{411,412}

TIPS (and TBDPS) enol ethers react with 1-acetyl-2-(phenylthio)cyclopropane under the influence of Me_2AlCl in a [3 + 2] cycloaddition to produce heavily substituted cyclopentanes **143** in a highly regio- and stereocontrolled manner (Scheme 47).³⁹⁵ This reac-

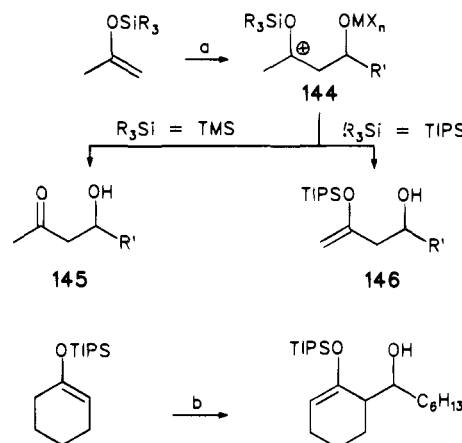
Scheme 47^a

^a (a) Me_2AlCl , CH_2Cl_2 , 89%, major isomer:sum of other isomers = 93:7.

tion is not possible for the corresponding TMS compounds, with TBDMS it is less stereoselective.

TIPS enol ethers were α - or α' -perfluoroalkylated by treatment with a perfluoroalkyl iodide, a base, and Et_3B , the same reaction with TMS enol ethers gives the perfluoroalkylated ketones as byproducts.^{413,414} The authors favor a radical addition/elimination mechanism.

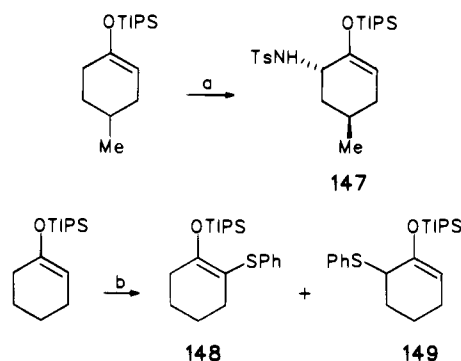
The reaction of TMS enol ethers with aldehydes under the influence of strong Lewis acids affords aldols **145** (Scheme 48). Presumably, the initially

Scheme 48^a

^a (a) $\text{R}'\text{CHO}$, MX_n . (b) $\text{C}_6\text{H}_{13}\text{CHO}$, Me_2AlCl , CH_2Cl_2 , $-78\text{ }^{\circ}\text{C}$, 92%.

formed adduct **144** undergoes desilylation generating TMS-Cl. By contrast, the corresponding aldol adducts from bulky TIPS (or TBDPS) enol ethers undergo proton loss affording product enol ethers **146**.⁴¹⁵

TIPS enol ethers of ketones react with many electrophiles in novel trialkylsilyl enol ether chemistry reported by Magnus: $(\text{TnS})_2\text{Se}$ in CH_2Cl_2 at room temperature gives α' -tosylamino TIPS enol ethers **147** which are versatile intermediates,³⁹³ while the corresponding TMS enol ethers give unstable products in low yields^{30,371} or the products of desilylation (Scheme 49).⁴¹⁶ The NHTs group prefers an

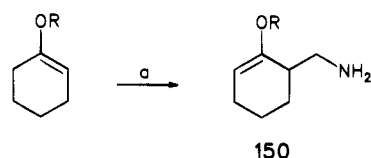
Scheme 49^a

^a (a) $(\text{TsN})_2\text{Se}$, CH_2Cl_2 , room temperature. (b) $(\text{PhS})_2$, chloramine-T, 0°C .

axial conformation unless a destabilizing 1,3 diaxial interaction interferes.³⁰

The TIPS enol ether of cyclohexanone when treated with the adduct of diphenyl disulfide and chloramine-T gave a 1:1 mixture of α - and α' -phenylthio TIPS enol ethers **148/149** in 86% yield. The corresponding TMS ether was expected to be desilylated *in situ* and thus to avoid this regioisomerism. In fact α -(phenylthio)cyclohexanone was obtained in 70% yield by this reaction under mild, neutral conditions. The reaction is general for TMS enol ethers of ketones, the Se analogous reaction also works.⁴¹⁷

α -Aminomethylation of silyl enol ethers (primary amino group) was achieved by reaction with the adduct of $\text{TMS-CH}_2\text{N}_3$ and AlCl_3 , a formaldimine equivalent (\rightarrow **150**, Scheme 50). For the TBDMS enol

Scheme 50^a

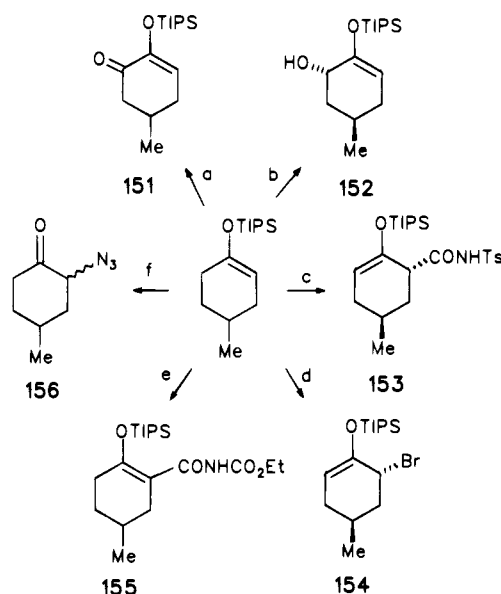
^a (a) $\text{TMS-CH}_2\text{N}_3$, AlCl_3 .

R	yield, %
TBDMS	56
TIPS	93

ether of cyclohexanone the yield was far lower than for the TIPS analog.⁴¹⁸ From TMS enol ethers similarly the corresponding β -amino ketones can be obtained in moderate yields. The α' -aminomethyl TIPS enol ethers in Scheme 50 can be condensed with an aldehyde and then cyclized to provide access to bicyclic 4-piperidones.⁴¹⁹

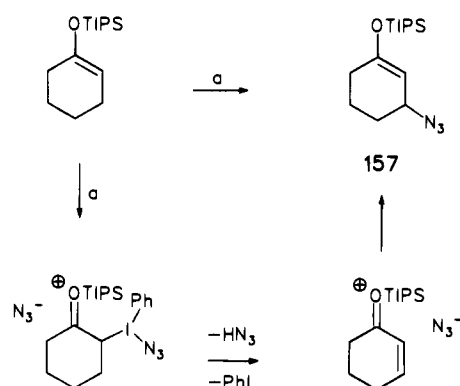
TIPS enol ethers are oxidized by SeO_2 to α -keto TIPS enol ethers **151**,^{393,420} by $\text{H}_2\text{O}_2/\text{cat. SeO}_2$ to α' -hydroxy TIPS enol ethers **152**, by TsNCO to α' -tosylaminocarbonyl TIPS enol ethers **153**, by NBS to α' -bromo TIPS enol ethers **154**, by EtOOC-NCO to α -substitution products **155** (Scheme 51).³⁹³ α -Azido ketones **156** are obtained by treatment of TIPS enol ethers with excess $\text{NaN}_3/\text{ceric ammonium nitrate}$ in CH_3CN .⁴²¹ At least in the latter reaction the corresponding TMS enol ether cannot be employed due to rapid desilylation.

${}^n\text{Bu}_4\text{NNO}_3$ in $\text{CF}_3\text{CO}_2\text{H}$ transforms TIPS enol ethers into α' -nitro TIPS enol ethers.⁴²²

Scheme 51^a

^a (a) SeO_2 , DMF. (b) $\text{H}_2\text{O}_2/\text{cat. SeO}_2$. (c) TsNCO , room temperature. (d) NBS, room temperature. (e) $\text{OCN-CO}_2\text{Et}$, 40°C . (f) $\text{NaN}_3/\text{ceric ammonium nitrate}$, MeCN , -20°C .

The unprecedented direct β -functionalization of a TIPS enol ether can be effected by reaction with PhIO and 2 equiv of TMS-N_3 : β -azido TIPS enol ethers such as **157** are obtained in excellent yield (Scheme 52).⁴²³ The active reagent is thought to be $\text{PhI}(\text{N}_3)_2$,

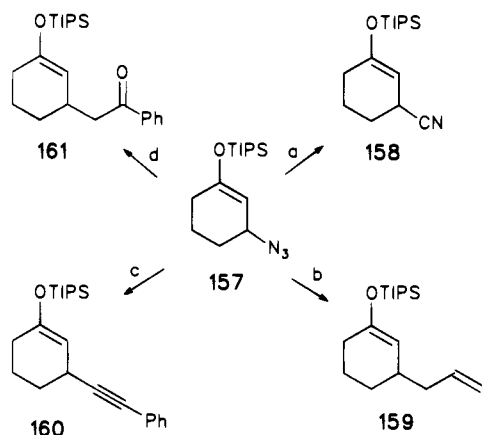
Scheme 52^a

^a (a) PhIO , 2 equiv of TMS-N_3 , -15°C , CH_2Cl_2 , few minutes, 84%.

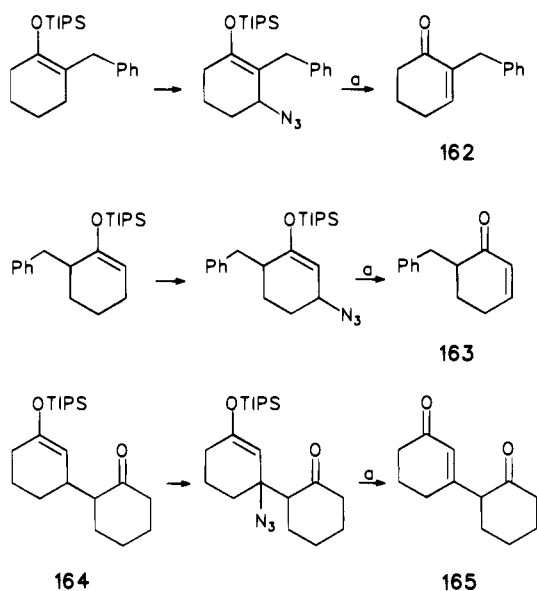
which adds to the educt giving an α -iodinated intermediate which eliminates PhI and HN_3 to yield an α,β -unsaturated oxonium ion ("enonium ion"). This adds azide ion in 1,4 fashion to give the observed product.

The enonium ion can be regenerated from the β -azido adduct **157** by treatment with a Lewis acid, it can be trapped by several C-nucleophiles to produce adducts with a β -C-C bond (**158–161**, Scheme 53).⁴¹⁶ The corresponding TMS enol ethers are not effective in this unusual substitution reaction.

β -Azido TIPS enol ethers when treated with ${}^n\text{Bu}_4\text{N-F}$ in THF are transformed to α,β -enones (e.g. **162**, Scheme 54).⁴²⁴ Since the former can be obtained regioselectively from ketones, this is a method for regioselectively preparing α,β -unsaturated ketones from ketones (**162** and **163**). This sequence of reactions works even if as a β -substituent on the TIPS

Scheme 53^a

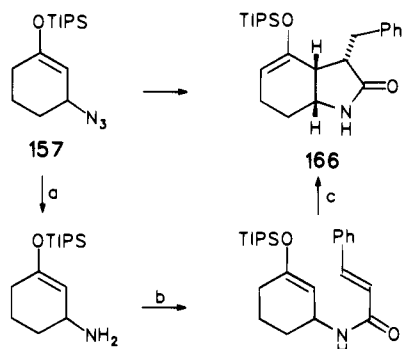
^a (a) Et_2AlCN , THF, reflux. (b) $\text{Allyl-Sn}^n\text{Bu}_3$, Me_2AlCl . (c) PhCCH , $^n\text{BuLi}$, Me_2AlCl . (d) $\text{H}_2\text{C}=\text{C}(\text{OTMS})\text{Ph}$, Me_2AlCl .

Scheme 54^a

^a (a) $^n\text{Bu}_4\text{NF}$, THF.

enol ether a ketone is present (**164**, obtained as above using cyclohexanone TMS enol ether as the carbon nucleophile⁴¹⁶), in this way a mixed ketone-enone **165** was prepared. This chemistry was recently reviewed.⁴²⁵

β -Azido TIPS enol ethers such as **157** are valuable intermediates, they allow annulation of 5-membered lactam rings onto the original ketone (product **166**)

Scheme 55^a

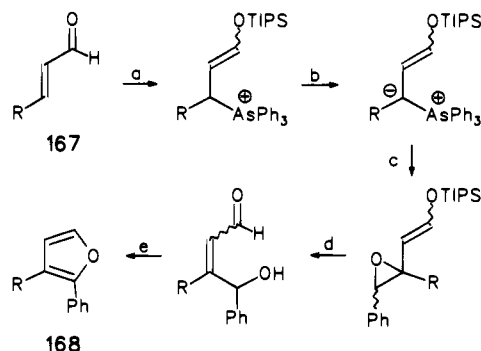
^a (a) LiAlH_4 , Et_2O , 0°C . (b) $\text{PHCH}=\text{CHCOCl}$, NEt_3 . (c) Me_3Al , 1,2-dichlorobenzene, 180°C .

by the three-step sequence shown in Scheme 55.³⁹² A [2 + 2] cycloaddition mechanism was postulated to explain the observed stereochemistry.

The reaction of a TIPS enol ether with PhIO/TMS-N_3 is not observed in the presence of a tertiary amine, which is more reactive to this reagent combination.³⁹⁶

It may be of interest to note that the idea to use TIPS enol ethers for β -functionalization of ketones occurred to Corey in 1981, but that the present author, at that time a postdoc with Corey, was not able to transform this vision into reality using several oxidants.⁴³ Independently, Magnus had the same idea, and elegantly succeeded in its execution.

From an α,β -unsaturated aldehyde **167** (Scheme 56), Ph_3As , and TIPS-OTf in THF at -78°C an

Scheme 56^a

^a (a) Ph_3As , TIPS-OTf, THF, -78°C . (b) $\text{KN}(\text{TMS})_2$. (c) PhCHO . (d) $^n\text{Bu}_4\text{NF}$. (e) 10% aqueous HCl.

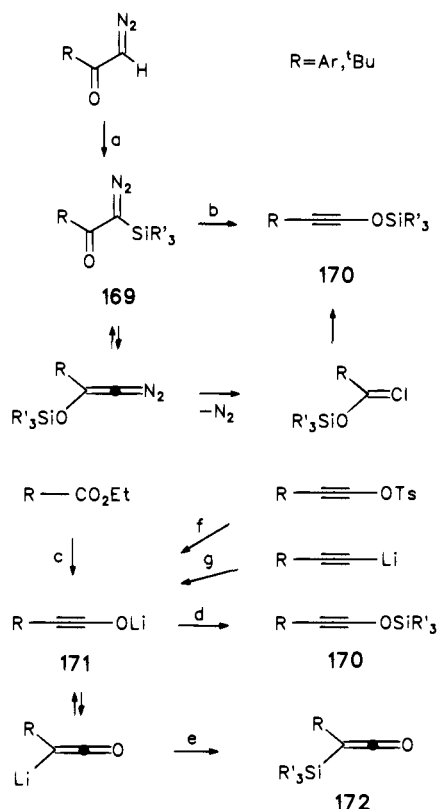
arsonio TIPS enol ether can be prepared, and treatment with $\text{KN}(\text{TMS})_2$ then forms an ylide. This reacts with an aldehyde resulting in CC bond formation to give a [(triisopropylsilyloxy)vinyl epoxide which can be cyclized into a substituted furan **168**. Silyl enol ethers other than TIPS do not work in this sequence, since decomposition instead of ylide formation occurs on treatment of TMS or TES arsonio silyl enol ethers with base.⁴²⁶

C. TIPS Ynol Ethers

(Silyloxy)alkynes **170** (Scheme 57) are isolable derivatives of the elusive 1-alkyn-1-ols. They owe their very existence to the protective effect of bulky silyl groups, such as TIPS or, to a lesser amount, TBDMS. TIPS and TBDMS ynol ethers survive chromatography on silica and distillation, in contrast to the TES derivatives.

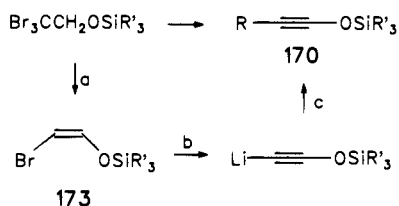
TIPS ynol ethers were first obtained by Maas in 1985, when α -TIPS- α -diazomethyl aryl ketones **169** ($\text{R} = \text{aryl}$) were warmed in benzene.⁴²⁷ Arylalkylidene carbenes are probably intermediates. This method of preparation is limited to aryl- and *tert*-butylalkynol silyl ethers.²⁶⁸

A straightforward general one-pot preparation of silyl ynol ethers from simple esters was found by Kowalski. The carbon chain of an ester is elongated using a reagent made from dibromomethane and a base, the lithium ynolate formed (**171**) is silylated with TIPS-Cl at -78°C .⁴²⁸ If TMS-Cl is used instead at a temperature as high as 0°C , a TMS ketene **172** is formed. A lithium ynolate can alternatively be prepared by treatment of an alkynyl tosylate with MeLi ⁴²⁹ or by oxygenation of a lithium acetylide.⁴³⁰

Scheme 57^a

^a (a) R₃Si-OTf, ⁱPr₂NEt, Et₂O, 0 °C. (b) PhH, from room temperature to reflux. (c) CH₂Br₂, LiTMP, ⁿBuLi. (d) (1) R₃Si-Cl, THF/hexane, -78 °C; (2) pentane, H₂O, -78 °C. (e) (1) R₃Si-Cl, THF/hexane, from -78 °C to room temperature; (2) H₂O. (f) 2 equiv of MeLi, THF, -20 °C. (g) LiOO^tBu, from -70 to -20 °C.

A third method of preparation, well-suited for compounds with small substituents on the other side of the triple bond (170, R = H, CH₃), was developed by Danheiser (Scheme 58). A silyl ether of 2,2,2-

Scheme 58^a

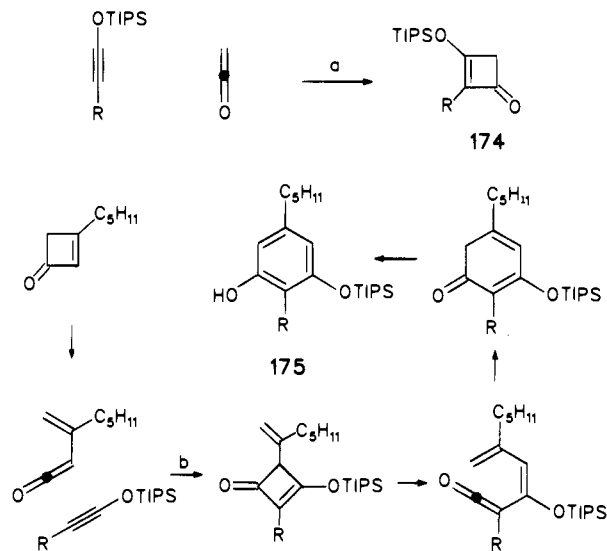
^a (a) (1) 2 equiv of ⁿBuLi; (2) H₂O. (b) 2 equiv of LDA, THF, 0 °C. (c) EtOH (for R = H) or MeI (for R = Me).

tribromoethanol is treated with 2 equiv of ⁿBuLi to afford after hydrolysis the (*Z*)-silyl enol ether of 2-bromoacetaldehyde **173**. This on LDA treatment is converted to a lithium (silyloxy)acetylide which is then protonated or alkylated.²¹³ A very demanding trialkylsilyl group such as ^tBu₂MeSi is even better in these reactions than TIPS.

TIPS ynoI ethers are rapidly converted to acids or esters on treatment with H₂O or alcohols⁴²⁷ or on chromatographic workup.⁴³¹ In contrast to TIPS enol ethers, the silyl atom in TIPS ynoI ethers is easily attacked by MeLi, to regenerate the Li ynoIate.^{428,429}

TIPS ynoI ethers are outstanding ketenophiles. They react with ketene to provide 3-[(triisopropylsilyl)oxy]cyclobut-2-enones (**174**), and on heating with cyclobutenones they regioselectively form mono-TIPS

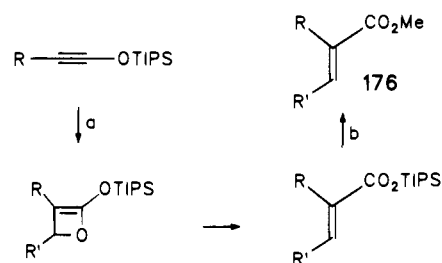
protected resorcinols **175** by [2 + 2] addition to a vinyl ketene which forms from the cyclobutenone, followed by a cascade of electrocyclic steps (Scheme 59).^{91,213}

Scheme 59^a

^a (a) CH₂Cl₂, 0 °C. (b) PhH or PhMe, heat.

This reaction was exploited very elegantly by Danheiser (the vinyl ketene is now formed by photochemical Wolff rearrangement from a vinyl or aryl α-diazoalkyl ketone) for syntheses of several mono- and polycyclic phenols,⁴³² and of phenolic natural products, such as maesanin,²⁸¹ aegyptinones,⁴³³ and components of the Chinese Dan Shen drug.^{233,434}

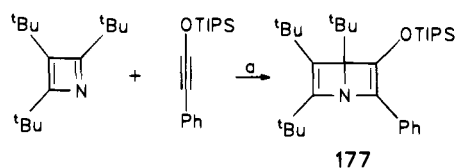
TIPS ynoI ethers in CH₂Cl₂ at -78 °C under TiCl₄ catalysis add in a [2 + 2] fashion to aldehydes, the oxetenes formed decay to TIPS esters of substituted acrylic acids (exclusively *E*), which in the presence of MeOH are transformed into the corresponding methyl esters **176** (Scheme 60).⁴³⁵

Scheme 60^a

^a (a) R'CHO, CH₂Cl₂, TiCl₄, -78 °C. (b) MeOH, CH₂Cl₂, TiCl₄, from -78 °C to room temperature.

A TIPS ynoI ether as a moderately electron-rich alkyne undergoes [2 + 2]-cycloaddition to a protected azacyclobutadiene to regioselectively provide access to the Dewar pyridine **177** (Scheme 61).⁴³⁶

A special class of TIPS ethers of triply bonded carbon are metal [(triisopropylsilyl)oxy]carbyne complexes which arose from the work of Lippard.⁴³⁷ The TIPS group allowed some insight into the process of CC bond formation between CO ligands complexed in *cis* configuration around a metal. Reduction of the biscarbonyl complex [(dmpc)₂TaCl(CO)₂] with sodium amalgam results in an anion [(dmpc)₂Ta(CO)₂]⁻

Scheme 61^a

^a (a) Pentane, room temperature.

which is attacked at a carbonyl oxygen when silylated with TIPS-Cl to give the carbyne complex [(dmpe)₂(OC)Ta≡COTIPS] (dmpe = Me₂PCH₂CH₂PMe₂). This latter complex when treated with TMS-Cl is again O-silylated, and interestingly under CC bond formation the acetylene complex [(dmpe)₂CITa·TMSOC≡COTIPS] is formed.^{31,438} Up to now, no attempts at liberating the bis(silyloxy)acetylene were undertaken.

D. TIPS Esters

TIPS esters are formed from an acid and TIPS-Cl (DMF, imidazole, 60 °C, 48 h⁴³⁹ or THF, Et₃N, room temperature, 1 h⁴⁴⁰) or from an acid and TIPS-OTf (benzene, Et₃N, room temperature, 10 min⁴³). A carboxylate can be silylated with TIPS-Cl at -78 °C.⁴⁰⁷ TIPS esters are isolated without difficulty, they can be chromatographed on silica without loss.⁴³ For comparison, TMS or even TBDMS esters could not be isolated without excessive hydrolysis.⁴⁴¹ Mono-TIPS-monoalkyl esters of maleic acid were prepared from maleic anhydride, TIPS-Cl, an alcohol, and Et₃N.^{442,443} TIPS methacrylate is obtained from the acid and TIPS-H in the presence of H₂PtCl₆ and hydroquinone.⁴⁴⁴ Phosphinic acid TIPS esters were obtained from the corresponding Li phosphinate and TIPS-OTf at -78 °C.⁴⁴⁵

TIPS esters are formed in the Ireland-Claisen rearrangement of TIPS ketene acetals of esters of allylic alcohols,⁴⁴⁶⁻⁴⁵⁰ from TIPS enol ethers and ozone,⁴⁰⁴ and from TIPS ynol ethers and aldehydes.⁴³⁵

A TIPS ester was found stable to NH₃ and NaClO in EtOH/H₂O, it was saponified by dilute aqueous NaOH.⁴⁴⁰ TIPS esters were cleaved to the acid by KF·2H₂O in HMPA,⁴⁵⁰ or by ⁿBu₄NF.⁴⁴⁶ A TIPS ester is reduced to the primary alcohol by LAH.^{441,447} TIPS esters, like TBDMS esters, but more slowly, are transformed into acyl bromides by Ph₃PBr₂.²⁷⁰ For the conversions TIPS ester → elongated TIPS enol ether³⁸⁹ and TIPS ester → methyl ester⁴³⁵ see above.

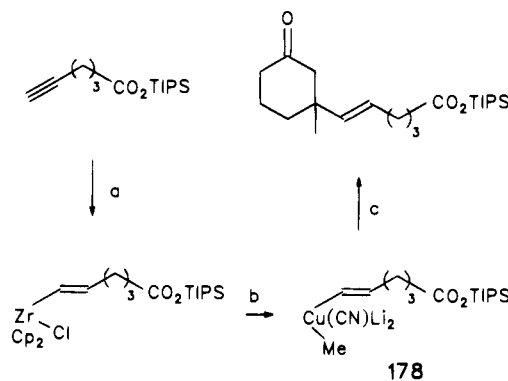
TIPS carboxylates are inert under hydrozirconation conditions and survive treatment with MeLi and Lipshutz cuprates.^{250,451,452}

Unsaturated TIPS esters participate in halolactonization reactions to give halolactone products with concomitant loss of the TIPS moiety.⁴⁴⁹

In an α,β-unsaturated TIPS ester, the TIPS group completely protected the C=C double bond against Michael addition of an alkyl cuprate.⁴⁵³ Such an effect was not seen in the corresponding TBDPS or TBDMS esters, which, moreover, were attacked at the carbonyl group.

An alkyl ester function generally is too electrophilic to be compatible with a strong nucleophile (e.g. RLi) in the same molecule. At the same time, an alkyl ester tends to complex a Lewis acidic center intra- or intermolecularly. Both these properties are very

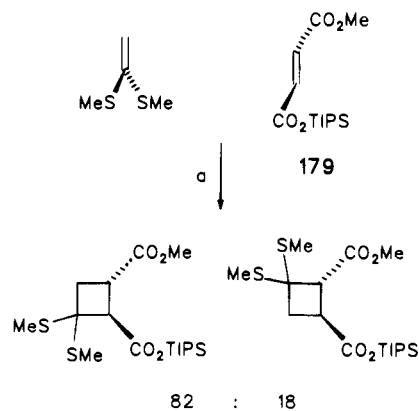
much attenuated in a TIPS ester. Therefore a higher order lithium organocuprate containing a TIPS ester function **178** (Scheme 62) can be formed by trans-

Scheme 62^a

^a (a) Cp₂Zr(H)Cl, THF, room temperature. (b) Me₂Cu(CN)Li₂, THF, -78 °C. (c) 3-Methylcyclohex-2-enone, THF, -78 °C.

metalation from the corresponding vinylzirconate, and adds to an α,β-enone in high yield.⁴⁵¹ This reaction does not work with the corresponding TB-DMS ester.

In an intramolecular concurrence situation, in TIPS methyl fumarate **179**, the lower tendency of the TIPS ester group to complex the bulky Lewis acid MAD is reflected in regioselective [2 + 2] adduct formation with ketene acetals or dithioacetals (Scheme 63).⁴⁵⁴

Scheme 63^a

^a (a) MAD = MeAl(O-2,6-^tBu₂C₆H₂-4-Me)₂, PhMe.

A phosphinic acid TIPS ester gives the phosphinic acid chloride on treatment with oxalyl chloride.⁴⁴⁵

E. TIPS Ketene Acetals

TIPS ketene acetals are formed from Li ester enolates and TIPS-Cl. The Li ester enolate is prepared from the ester and LDA at -78 °C either in pure THF (→ mostly *Z* Li enolate, silylation gives (*E*)-silylketene acetal, reversal in substituent CIP priority) or in THF/HMPA (→ mostly *E* Li enolate to give (*Z*)-silylketene acetal).^{448,450,455} TIPS ketene acetals survive aqueous workup and distillation (demonstrated for the TIPS ketene acetal of ethyl butyrate,⁴³ see also the purification of TMS and TBDMS ketene acetals^{456a}).

Similarly, cyclic TIPS ketene acetals are formed from lactones, LiN(TMS)₂ and TIPS-OTf (a small

amount of α -TIPS lactone was also formed) in THF as predominantly the *E* isomers, or in THF/HMPA to give mostly *Z* isomers.⁴⁴⁶ Lactones can be directly transformed into TIPS ketene acetals by treatment with TIPS-OTf and Et₃N (room temperature, 2 min) in C₆H₆, toluene or CHCl₃,⁴⁴⁷ or in C₆H₆ at reflux.⁴⁴⁹ The lactone enolate, if at all an intermediate under these conditions, is rapidly trapped by the highly reactive TIPS-OTf. If the enolate is generated using LDA and then reacted with the less reactive TBDMS-Cl, it has enough time to undergo side reactions.⁴⁴⁹

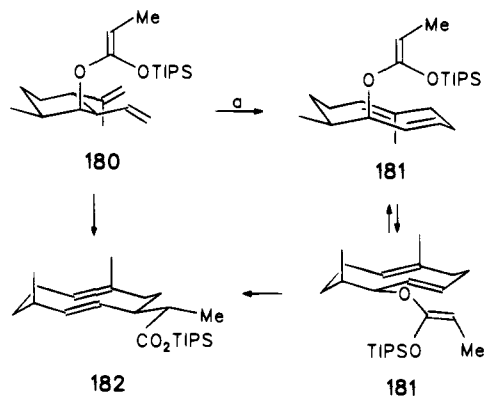
For the chemistry of silylketene acetals see ref 402.

A lactone was α -hydroxylated via Sharpless dihydroxylation of its silylketene acetals (TIPS or TBDMS), but ee's were low.⁴⁵⁷

Silylketene acetals of esters of allylic alcohols are substrates for the Ireland–Claisen rearrangement, a highly stereospecific reaction giving often at moderate temperature (room temperature to 70 °C) the silyl esters of γ,δ -unsaturated acids containing a new CC bond (the α,β -bond).⁴⁵⁸ This reaction, although working on TMS- or TBDMS-ketene acetals,^{204,206,458,459} was found to suffer from concurrent 1,3 O→C Si migration in the case of a TBDMS-ketene acetal.⁴⁵⁹ This side reaction^{456b} did not occur with the TIPS-ketene acetal,⁴⁵⁰ and consequently the Claisen rearrangement of TIPS-ketene acetals has become popular for the synthesis of complex natural products, in particular those containing a medium-sized ring otherwise not easily accessible.

Thus, germacrane sesquiterpenes (+)-dihydrocostunolide and dihydroreynosine (10-membered rings) can be obtained by tandem Cope–Claisen rearrangement of TIPS-ketene acetal **180** derived from a 2,3-divinylcyclohexyl ester (Scheme 64).^{448,450} The irre-

Scheme 64^a



^a (a) Dodecane, 200 °C, 140 min.

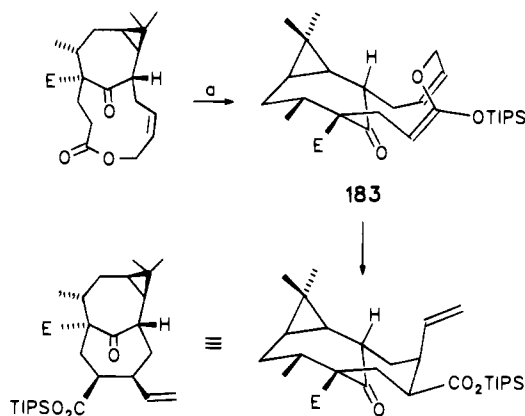
versible Claisen rearrangement **181** → **182** drives the unfavorable Cope rearrangement equilibrium **180** ⇌ **181** to completion.

Similarly, the strained bridged 10-membered carbocyclic ring of ingenol (*trans* ring fusion) was constructed from a bridged 14-membered lactone by Claisen rearrangement of the cyclic TIPS ketene acetal **183** (Scheme 65).^{449,460}

Stereocontrolled rearrangement of cyclic TIPS ketene acetals to $\Delta^{4,5}$ -pipercolic acid esters **184** occurred at room temperature (Scheme 66).^{447,461}

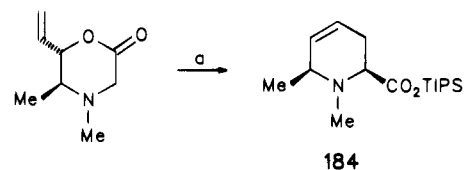
Carbocyclic enediyne rings of 10 and 11 members were obtained from corresponding 14- and 15-

Scheme 65^a



^a (a) TIPS-OTf, NEt₃, PhH, reflux.

Scheme 66^a



^a (a) TIPS-OTf, NEt₃, CDCl₃, room temperature, 6 h.

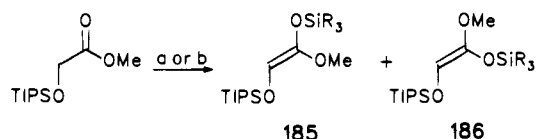
membered TIPS-ketene acetals derived from lactones in stereospecific low-temperature rearrangements.⁴⁴⁶

The Ireland–Claisen rearrangement is of course most powerful if the configuration of the silyl ketene acetal can be controlled. This was in fact achieved in the following acyclic examples.

Allyl esters of fluoroacetic acid were Ireland–Claisen rearranged simply by treatment with Et₃N and TIPS-OTf below –60 °C, and then 3 days at room temperature. The TIPS-ketene acetal is formed under these conditions as predominantly the *Z*-isomer, resulting in a 8:1 mixture of product acids. Use of less bulky silyl groups gave lower stereoselectivity.⁴⁶²

Silylketene acetals **185** and **186** of hydroxyacetic acid esters (Scheme 67) can be formed in either *E* or

Scheme 67^a



^a (a) LiTMP, TMS-Cl, THF/hexane, from –100 °C to room temperature. (b) (1) LiN(TMS)₂, THF/hexane/HMPA, –100 °C; (2) TBDMS-Cl, from –100 °C to room temperature; (3) aqueous NaHCO₃.

conditions	185 : 186	SiR ₃
a	>99 : 1	TMS
b	3 : 97	TBDMS

Z configuration depending on conditions in a manner similar to those for simple esters, provided the OH is protected by a bulky silyl group such as TBDMS, TBDPS, or TIPS (compare Scheme 30).⁴⁶³ The corresponding allyl esters are of demonstrated value for stereocontrolled Ireland–Claisen rearrangements.

Chlorocarbene and methylchlorocarbene add to TIPS ketene acetals in a weakly stereoselective manner, and after heating chain-elongated α,β -

unsaturated esters were obtained, formed by rearrangement of the intermediate chlorocyclopropanone acetals.⁴⁵⁵

α,β -Unsaturated esters (or amides) form the corresponding conjugated TIPS ketene acetals of β,γ -unsaturated esters or amides **114** ($R^3 = O$ -alkyl or $NR'R''$) when treated with TIPS-OTf and Et_3N (Scheme 37).⁴⁶⁴ These can be oxidized by $Pd(OAc)_2$ to $\alpha,\beta,\gamma,\delta$ -dienoic acid esters or amides **115** (R^3 as above).³⁸² This does not work with TMS- or TBDMS-ketene acetals. The silyl dienyl ethers **114** are α - and γ -nucleophiles, reacting with a proton at the α -position under formation of β,γ -unsaturated esters **116**, or with an intramolecular Michael acceptor at the γ -position.

A thiol ester, *S*-*tert*-butylthiobutyrate, was lithiated (lithium isopropyl cyclohexylamide in THF at $-78^\circ C$) and treated with TIPS-OTf to provide the corresponding silylketene thioacetal as a single stereoisomer.⁴³ In presence of HMPA predominantly the other stereoisomer was formed. These *O*-TIPS-ketene thioacetals survive aqueous workup and chromatography on silica.

V. *N*-TIPS Compounds

A. *N*-TIPS Amines and Anilines

Formation of *N*-TIPS amines or anilines by silylation usually requires prior conversion of the amine to the lithium amide. Thus amines were lithiated by nBuLi in benzene and then silylated with TIPS-Cl (in the presence of TMEDA for hindered amines such as tBuNH_2).⁴⁶⁵ Anilines were lithiated with nBuLi in Et_2O and then silylated with TIPS-Br.⁵²

Similarly, TIPS- NH_2 was obtained from TIPS-Cl and liquid NH_3 in the presence⁴⁶⁶ or absence of KNH_2 .⁴⁶⁷

Aqueous workup was avoided in order to isolate *N*-TIPS amines and anilines. Generally, the *N*-Si bond in *N*-silyl amines is labile so that *N*-silyl amines can act as silylating agents. Thus the *N*-TIPS bond in heterocyclic *N*-TIPS amines was found to be easily cleaved by water (e.g. in wet Et_2O at room temperature).⁴³¹ TIPS- NH_2 reacts with water and MeOH to give TIPS-OH and MeO-TIPS, respectively, whereas the corresponding reactions of $^tBu_3Si-NH_2$ do not occur.^{466,468}

When compounds containing both OH and NH_2 or NH groups (e.g. nucleosides) are treated with a silylating agent in the presence of a base, *N*-Si compounds along with silyl ethers are often not obtained. In several cases this may be due to aqueous workup,^{114,300} but without such a workup the result seems to be the same.^{53,108,208} Similarly, ethanolamine and 4-amino-1-butanol are claimed to be cleanly *O*-silylated when treated with substoichiometric amounts of TIPS-Cl in CH_2Cl_2 without a base, followed by aqueous workup.¹¹⁵

The Li salt of tBuNHTIPS was formed using nBuLi (Et_2O , room temperature),⁴⁶⁵ that of TIPS- NH_2 using nBuLi in hexanes.⁴⁶⁷ The TIPS group in *N*-TIPS-amines is inert to tBuOCl in CH_2Cl_2 , *N*-Cl-*N*-TIPS amines are cleanly formed with this reagent.⁴⁶⁵

Of several *N*- SiR_3 anilines the TIPS compound is slowest in solvolysis ($MeOH/KOH/H_2O$) as expected,

the TBDMS, TES, iPrMe_2Si , and Et_2MeSi derivatives are more reactive in this order.⁵²

Similar to an *O*-TIPS, a *N*(Me)-TIPS on an arene tricarbonyl complex directs lithiation/substitution to the *meta* position.³⁰⁸

Desilylation is achieved as usual with fluorides. In *N*,*o*-bis(TIPS)anilines the *N*-silyl group was selectively cleaved in presence of the aryl-TIPS (or a vinyl-TIPS) by treatment with KF in MeOH (reflux, 3 h).⁴⁶⁹

The *N*-TIPS derivative of a secondary amine is dehydrosilylated by the reagent combination $PhIO/TMS-N_3$ to give an imine.³⁹⁶

Aminyl radicals $^tBu(R_3Si)N\cdot$ were generated (e.g. by photolysis of the *N*-Cl-amine) and observed using ESR spectroscopy.⁴⁶⁵ These are π -radicals, the *N*-TIPS radical has the highest lifetime among those included in this study ($SiR_3 = TMS, TES, TBDMS, TIPS$).

A valuable protective group for primary amines is TBDPS.⁴⁷⁰ The TBDPS derivatives of primary amines are reported to be more stable toward hydrolysis and chromatography than *N*-TIPS and much more so than *N*-TBDMS amines. They are inert to bases, alkylating and acylating agents and Swern oxidation. They are cleaved by 80% HOAc or py-HF.

B. *N*-TIPS Amides and Lactams

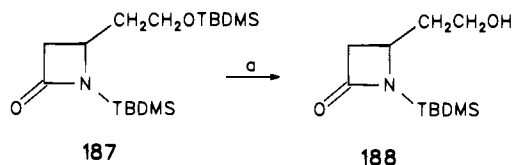
Primary amides were *N*-lithiated by nBuLi at -78 to $0^\circ C$ in THF and then silylated with TIPS-Cl or TBDMS-Cl at room temperature overnight. The *N*-TIPS and *N*-TBDMS amides survived flash chromatography, while the corresponding *N*-TMS compound could not be purified.⁴⁷¹

From an *N*-TIPS amide the *N*-lithio-*N*-TIPS amide can be cleanly formed by nBuLi treatment at $-78^\circ C$. The corresponding *N*-TBDMS compound is partially desilylated under these conditions.⁴⁷¹

Lactams can be triisopropylsilylated by simultaneous treatment with DBU and TIPS-OTf in MeCN.⁴⁷²

A *N*-TBDMS- or *N*-TIPS- β -lactam was found surprisingly inert toward aqueous HCl in MeOH, that is toward conditions which cleave TBDMS ethers. Thus the bis(TBDMS) compound **187** (Scheme 68) is

Scheme 68^a



^a (a) 0.5 N aqueous HCl, MeOH, $0^\circ C$, 30 min.

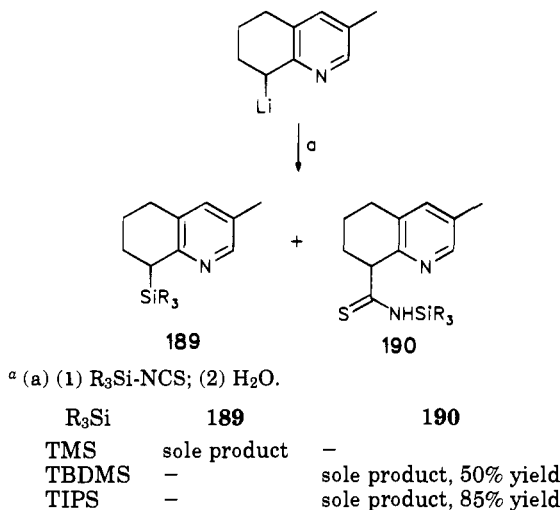
reported to afford after 30 min at $0^\circ C$ the *N*-silylated β -lactam **188** in quantitative yield.⁴⁷³

A phthalimide moiety could be selectively *N*-triisopropylsilylated in the presence of two indole units (iPr_2EtN , TIPS-OTf, diglyme, DMF, room temperature, 7 days).⁴⁷⁴ The *N*-TIPS-phthalimide survived treatment with $H_2NR/HCHO$ in HOAc at $65^\circ C$, or with LDA or NaH. It was deprotected using HF/pyridine or nBu_4NF or NaOAc in DMSO/ H_2O at $65^\circ C$.

A *N*-TIPS thioamide is reported to be stable toward NH_4Cl solution and to be slowly hydrolyzed to the thioamide by HCl solution.⁴⁷⁵

N-Silyl isothiocyanates (silyl pseudohalogenides, obtained from ammonium thiocyanate and silyl chlorides) can be attacked by an organolithium at Si or at C, resulting in silylation or thioamidation of RLi, respectively (Scheme 69).⁴⁷⁵ It was found that while

Scheme 69^a



TMS isothiocyanate undergoes the first kind of reaction (\rightarrow 189), for the TIPS analog nucleophilic attack at Si is impossible, and the *N*-TIPS thioamide 190 is obtained. Since the *N*-Li precursor of 190 still has an acidic H atom (benzylic and allylic), transmetalation and quenching occurs if a reactive trapping agent is present, such as the isothiocyanate of a less bulky silyl group (TBDMS), limiting the yield of thioamidation product to 50%. The TIPS reagent in contrast does not react with the secondary metalation product, therefore the yield of 190 in this case is 85% (100% based on not recovered starting material).

C. *N*-TIPS Pyrroles, Indoles, and Other *N*-Heterocycles

The most important use *N*-TIPS has found is in *N*-TIPS-pyrroles and -indoles, where the TIPS group simultaneously protects the heteroatom and the neighboring atoms 2 and 5 (pyrroles) or 2 and 7 (indoles, "lateral protection") (Figure 1⁴⁷⁶).

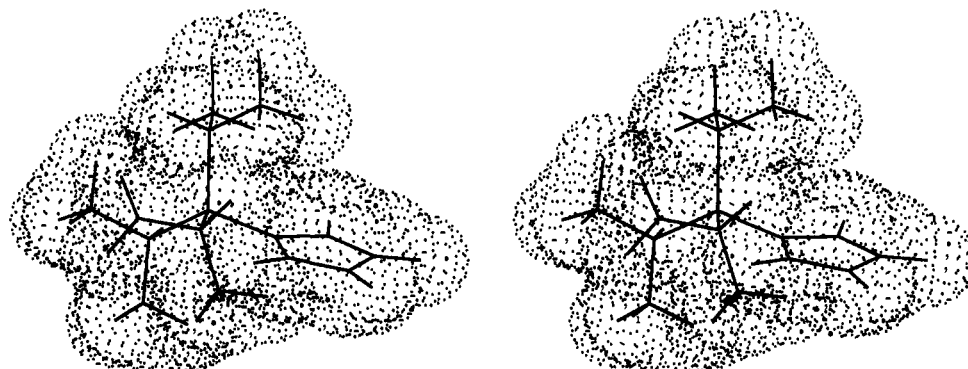


Figure 1. Stereopicture of *N*-(triisopropylsilyl)pyrrole. (Reprinted from ref 476, courtesy of Professor J. M. Muchowski. Copyright 1990 American Chemical Society.)

N-TIPS-pyrroles and -indoles were obtained by sequential deprotonation and silylation, e.g. (1) $\text{LiN}(\text{TMS})_2$, (2) TIPS-OTf;^{477,478} (1) K in THF, (2) TIPS-Cl;²⁶⁴ (1) $n\text{BuLi/THF}$, (2) TIPS-Cl;^{476,479,480} (1) NaH/DMF , (2) TIPS-Cl.⁴⁷⁶ Alternatively, simultaneous treatment with a base and a silylating agent is used, e.g. NaH and TIPS-OTf in DMF,⁴⁸¹ KH and TIPS-OTf in THF,⁴⁸² KH and TIPS-Cl in THF,⁴⁸³ $t\text{BuOK}$ and TIPS-Cl in DMF.⁴⁸⁴

$i\text{Pr}_2\text{EtN}$ is too weak a base, so that a phthalimide can be *N*-silylated in the presence of an indole moiety using this base.⁴⁷⁴

N-TIPS-pyrroles and -indoles survive an aqueous acidic workup (1 N HCl).^{477,478,485}

Generally, *N*-TIPS-pyrroles are more persistent than the corresponding *N*-H-pyrroles^{476,486} or *N*-TBDMS-pyrroles under laboratory conditions.⁴⁸⁷

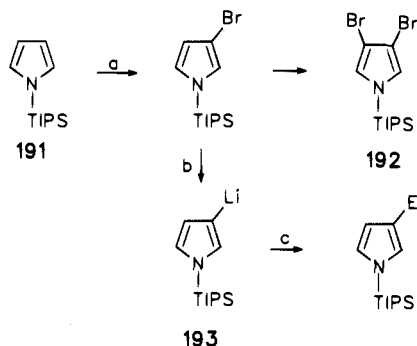
The *N*-TIPS grouping is stable against $\text{BF}_3\cdot\text{Et}_2\text{O}$,⁴⁷⁷ ZnCl_2 ,⁴⁸⁸ DDQ,⁴⁸⁹ Dess–Martin periodinane,⁴⁷⁷ Pd complexes,^{479,485,490,491} $\text{H}_2/\text{Pd/C}$,⁴⁸⁸ NaBH_3CN ,⁴⁷⁷ NaBH_4 ,⁴⁸⁸ and Na naphthalenide.⁴⁸⁵

The silyl group in *N*-TIPS-pyrroles and -indoles is inert toward LDA,⁴⁹² Grignard reagents,²⁶⁴ $n\text{BuLi}$,^{477,493} $n\text{BuLi/TMEDA}$,^{479,483,490} and $t\text{BuLi}$.^{478,491,493} Heating for 24 h at 120 °C with $\text{R}_f\text{SO}_2\text{Cl}$ and $\text{RuCl}_2(\text{PPh}_3)_3$ does not affect the *N*-TIPS group.⁴⁹⁴ The *N*-TIPS group is unchanged under the influence of *N*-iodosuccinimide⁴⁹¹ and almost inert toward *N*-bromosuccinimide (conditions of halogenation of the arene).^{486,487,495–497} However, side products brominated in the TIPS group were obtained on reaction with NBS in THF even at -78 °C.²⁶⁴ This unwanted reaction can be suppressed by running the reaction in acetone.

N-TIPS-pyrroles and -indoles are desilylated by $n\text{Bu}_4\text{NF}$ in THF at 0 °C, 5–10 min,^{481,482,491,492} or in ether.⁴⁹⁴ The *N*-TIPS group could be selectively removed in the presence of a primary TBDMS ether by this reagent.⁴⁹⁸ *N*-TIPS-pyrroles can be desilylated by CsF in THF (40 °C, 4 h⁴⁹³) or in MeOH (room temperature, 16 h⁴⁹⁹). The same reagent is useful for a one-step conversion of *N*-TIPS to *N*- CO_2Me , by treatment with CsF and ClCO_2Me in MeCN under ultrasound irradiation.⁵⁰⁰ Desilylation of *N*-TIPS-pyrroles can be effected by treatment with saturated aqueous NH_4Cl ,⁴⁹⁵ or by $\text{CF}_3\text{CO}_2\text{H}$ in acetic acid at room temperature (not at -35 °C).⁵⁰¹ Desilylation occurs under the influence of HCl in a reaction mixture,^{502–504} on treatment with NaI in HMPA at

130 °C,⁴⁸⁵ with a chloride in MeCN at 80 °C,⁴⁹⁹ or on prolonged treatment with LiBr in THF at room temperature⁵⁰⁵

The reaction of *N*-TIPS-pyrrole **191** with NBS was studied extensively by the groups of Muchowski,^{476,486,497} Kozikowski,^{487,495} and others (Scheme 70).^{264,496} The electrophilic substitution is directed

Scheme 70^a

^a (a) NBS, THF, -78 °C or acetone, reflux. (b) ⁿBuLi, THF, -78 °C. (c) E-X.

to position 3, whereas the free pyrrole or compounds with smaller *N*-protecting groups such as TMS^{476,486} or even TBDPS⁴⁸⁷ invariably are substituted at position 2.^{264,476,485,495,496,502,503} Dibromination in *N*-TIPS-pyrrole at -78 °C occurs very selectively at positions 3 and 4 (→**192**).⁴⁷⁶

Vilsmeier formylation in position 3 of *N*-TIPS-pyrrole was achieved⁵⁰²⁻⁵⁰⁴ and several other electrophiles could be directly introduced (I⁺, NO₂⁺, RCO⁺,⁴⁷⁶ CF₃CO⁺,^{476,484} +COCO₂Et, +SOC₆H₄Me,⁴⁸⁶ +CH₂NMe₂,⁴⁹⁹ succinoyl⁴⁸⁸). 3-Bromination of *N*-TIPS-indole was achieved using pyH·Br₃.⁴⁸⁵

The products, and in particular lithiated *N*-TIPS-pyrroles such as **193** obtained by Hal/Li exchange,^{264,476,487,491} made possible a host of synthetic applications (synthesis of verrucarins E,⁴⁹⁷ heteroaryl C-glycosides,⁵⁰⁶ 7-azabicyclo[2.2.1]heptanes,⁵⁰⁰ 4-acylindoles,⁴⁸¹ fluorinated insecticidal pyrroles,⁵⁰⁷ hapalindole Q,⁴⁸⁵ lyngbyatoxin A analogs,^{498,508} uroporphyrinogen-octanitriles⁴⁹⁹).

3-Bromo-*N*-TIPS-pyrrole can be cross-coupled with Grignard reagents under Pd(II) catalysis to produce 3-alkyl- or 3-aryl-*N*-TIPS-pyrroles.⁵⁰⁹

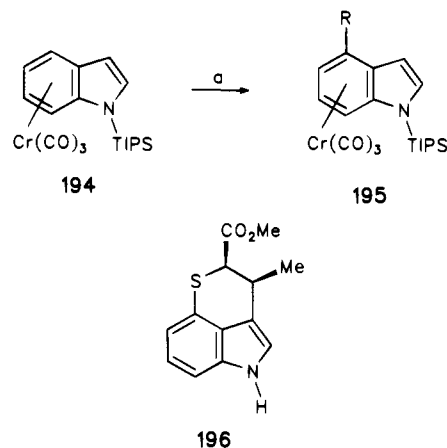
3-(Perfluoroalkyl)pyrrole was obtained by radical substitution in *N*-TIPS-pyrrole, while *N*-TMS-pyrrole gave mostly 2-substitution.⁴⁹⁴

3-Substituted *N*-TIPS-pyrroles are of interest as monomers for electrically conducting polymeric materials (electrode coatings).^{484,493,496,510} In this connection pyrrole radical cations were studied by fast-scan cyclic voltammetry. It was found that a *N*-TIPS group enhances the lifetime of these radical cations (compared to the free pyrrole radical cations) by a factor of 8–13.⁵¹¹

Surprisingly, reaction of *N*-TIPS-pyrrole with the azo ester H₂C=C(CO₂Et)N=NC₆H₃-2,4-(NO₂)₂ resulted in a 2-substituted rather than a 3-substituted TIPS-pyrrole. This product was rationalized as resulting from a Diels–Alder reaction of the azoester acting as diene and the pyrrole as dienophile.⁵¹²

In indoles *N*-TIPS protects positions 2 and 7 efficiently, as studied by Widdowson (Scheme

71).^{479,490,492} Thus the tricarbonylchromium complex

Scheme 71^a

^a (a) (1) ⁿBuLi, TMEDA, THF; (2) RX.

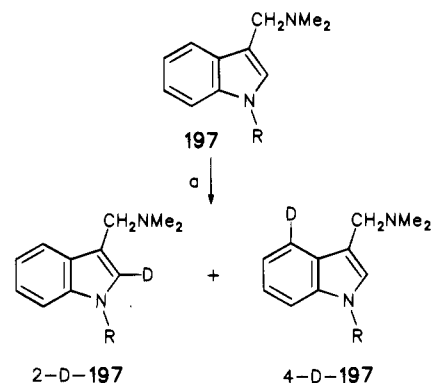
of *N*-TIPS-indole **194** was lithiated with ⁿBuLi/TMEDA and then treated with electrophiles to provide 4-substituted products **195**. In particular, no 2- or 7-substituted products were found.⁴⁸³ TIPS is more effective in this respect than TBDMS.⁴⁷⁹ Transmetalation of the Li intermediates with CuBr·Me₂S is possible.⁵⁰⁵ This chemistry was used for the synthesis of chuangxinmycin methyl ester **196**.⁴⁹²

Similarly, addition of a nucleophile such as LiCMe₂CN to the Mn(CO)₃⁺ complex of *N*-TIPS-indole occurred in position 4 exclusively (position 4/position 7 ratio >10), while the corresponding *N*-Me and *N*-tosyl complexes gave a ratio of 2, *N*-TBDMS of 5.⁵¹³

The TIPS group in *N*-TIPS-3-nitropyrrole does not completely prevent conjugate addition of a Grignard reagent in position 2, although the reaction proceeds less easily than in the corresponding thiophene.⁴⁸⁹

Similarly, *N*-TIPS does not prevent electrophilic 2-substitution in the pyrrole system, if this is an intramolecular reaction.⁴⁸⁸

Methyl-protected gramine (**197**, R = Me) is lithiated in position 2 (directed lithiation, Scheme 72).

Scheme 72^a

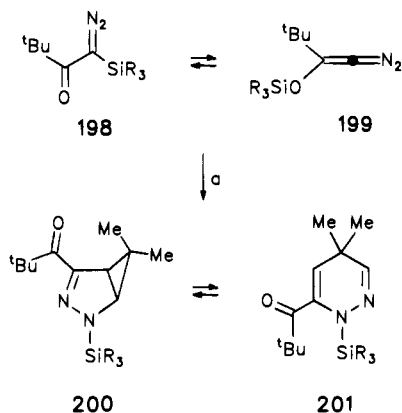
^a (a) (1) ^tBuLi, Et₂O, 1 h; (2) MeOD, -78 °C.

R	2-D-197	4-D-197
Me	93%	—
TIPS	—	88%

On the other hand, the *N*-TIPS analog is lithiated almost exclusively in position 4.⁴⁸⁰

The extremely electron-rich potentially antiaromatic *N,N'*-bis(TIPS)-1,4-dihydropyrazine can be prepared from pyrazine, K metal, and TIPS-Cl in THF.³⁶ TIPS shields the reactive N–Si bonds efficiently. This bis(silyl)dihydropyrazine is only slightly sensitive to oxidation by air, in contrast to the pyrophoric TMS analog. The dihydropyrazine ring is planar in the crystal.³⁶ The compound is reversibly one-electron oxidized in cyclic voltammetry. It can be oxidized by TCNE or TCNQ to produce long-lived cation radical/anion radical pairs which can easily be observed by ESR spectroscopy at room temperature. The analogs having TBDMS, TES, and TMS groups are less persistent.⁵¹⁴

Acyl-TIPS-diazomethanes **198** thermally cycloadd to cyclopropenes to give mixtures of *N*-TIPS-homopyrazoles **200** and *N*-TIPS-1,4-dihydropyridazines **201**, probably via a diazo TIPS enol ether **199** (Scheme 73).⁴³¹ The products are in equilibrium via a 1,2

Scheme 73^a

^a (a) 3,3-Dimethylcyclopropene, Et₂O, 90 °C, pressure.

equilibrium composition
(CDCl₃, 35 °C)

SiR ₃	200 : 201	
TBDMS	52	48
TBDPS	30	70
TIPS	>97	3

N→*N* silyl migration. Since in **201** there is a strong unfavorable interaction between the acyl and silyl groups, the equilibrium composition depends on the bulk of the substituents on Si. By this measure TBDMS and TBDPS were found less bulky than TIPS.

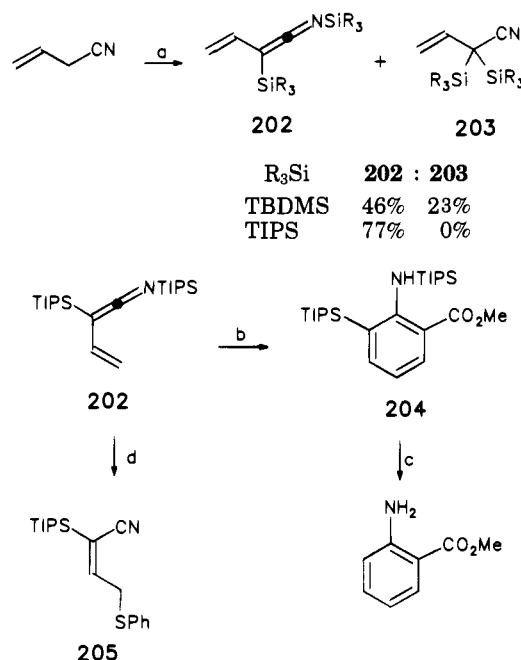
D. Miscellaneous *N*-TIPS Compounds

N-Silyl ketenimines including the TIPS derivative were prepared by silylation of the Li derivatives of nonenolizable ketenimines with R₃SiCl.⁵¹⁵ These compounds are easily hydrolyzed to the ketenimine, more slowly when the groups on Si are more bulky. From their electronic spectra (yellow oils or yellow solids) a bent structure for C=NSi was inferred.

1,3-Bis(TIPS)carbodiimide, a pink oil, was obtained by triisopropylsilylation of calcium cyanamide with TIPS-F in HMPA,⁴⁷ by photorearrangement of 1,3-bis(TIPS)nitrilimine,^{516,517} or by Sn/Si exchange (TIPS-Cl) in 1,3-bis(Me₃Sn)carbodiimide.⁵¹⁸

N, α -Bis(TIPS)alkenylketenimines (**202**) were easily obtained by bis-lithiation/bis-silylation of allyl cy-

nides using LDA and TIPS-Cl (Scheme 74).⁴⁶⁹ In

Scheme 74^a

^a (a) (1) LDA; (2) R₃Si-Cl. (b) HC≡C–CO₂Me, 150 °C, 4 h. (c) (1) KF, MeOH, reflux; (2) F₃CCO₂H, CCl₄, heat. (d) PhS-Cl.

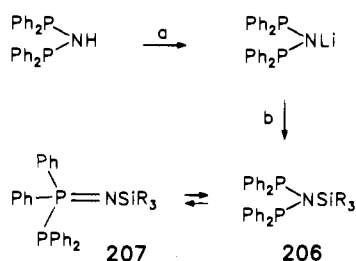
contrast, use of TBDMS-Cl resulted in a mixture of this type of product and α,α -bis(TBDMS)allyl cyanide (**203**). This is as expected for silyl groups of varying bulk. The ketenimines are useful dienes for highly regioselective Diels–Alder reactions with acetylenic esters or α,β -unsaturated esters to give substituted anilines **204** or dihydroanilines, and with quinones to provide annulated anilines.^{28,469,519}

Unsubstituted *N*, α -bis(TIPS)vinylketenimine (**202**) adds PhS-Cl to provide the *N*-unsubstituted (*E*) substituted acrylonitrile **205**.³⁵

The TIPS group was used to provide general stabilization for otherwise unstable classes of compounds. Thus the (*N*-TIPS-imino)phosphane Me₅C₅P=N-TIPS was obtained as a distillable liquid by elimination of HCl from Me₅C₅PCl–NHTIPS by LiN-(TMS)₂.⁴⁶⁷ The Me₅C₅ could be exchanged by reaction of the iminophosphane with 2,4,6-tri-*tert*-butylphenyl-lithium to give the corresponding tri-*tert*-butylphenyl iminophosphane without affecting the N=P bond.

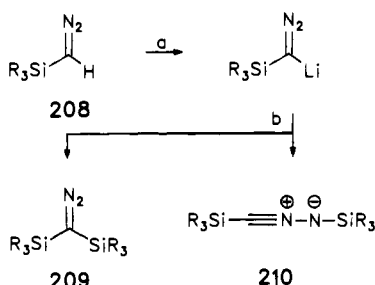
When the Li salt of (Ph₂P)₂NH is treated with TMS-Cl or TES-Cl, normal silylation to the silylamine (Ph₂P)₂N-TMS or -TES **206** is observed (Scheme 75). The bulky TIPS-Cl, on the other hand, results in an equilibrium mixture of the *N*-TIPS-amine and the isomeric TIPS-N=P(Ph)₂-PPh₂ **207**, due to steric crowding in the former.⁵²⁰

The Li salt of TMS-CHN₂ **208** (R₃Si = TMS) reacts with TMS-Cl to produce the disubstituted diazomethane (TMS)₂CN₂ **209** (Scheme 76). Triisopropylsilylation of the Li salt of TIPS-CHN₂ **208** (R₃Si = TIPS), on the other hand, results in bis(TIPS)-nitrilimine (TIPS–C≡N⁺–N[–]–TIPS, **210**), a distillable liquid.^{516,517,677} Distinction between the two types of structure is easily made using ¹⁴N NMR spectroscopy.⁵²¹ Other *N*-TIPS-nitrilimines were pre-

Scheme 75^a

^a (a) ⁿBuLi, PhH/hexane. (b) R₃Si-Cl, THF.

SiR ₃	206	: 207
TMS	sole product (80%)	—
TES	sole product	—
TIPS	mixture of products	

Scheme 76^a

^a (a) BuLi, DB-18-C-6, THF/hexane, -90 °C. (b) R₃Si-Cl.

R ₃ Si	209	: 210
TMS	sole product (46%)	—
TIPS	—	80%

pared similarly.⁵²² Bis(TIPS)nitrilimine and a C-TIPS-*N*-germylnitrilimine can be prepared from (Me₃Sn)₂CN₂ and TIPS-Cl⁵²³ and from (Me₃Sn)CN₂(TIPS), respectively.⁵²⁴ The 1,3-dipolar nitrilimines cycloadd to typical dipolarophiles to give 5-membered N-heterocycles.⁵²⁵ Photolysis of nitrilimines gives the isomeric carbodiimides.^{516,517} Thermally several nitrilimines rearrange to the more stable diazo isomers, but those bearing TIPS on N do not. The chemistry of nitrilimines was recently reviewed.^{526,677}

VI. C-TIPS Compounds

A. TIPS Alkanes

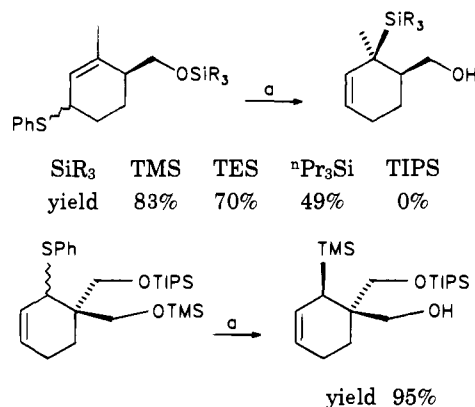
ⁿBuLi as expected is silylated by TIPS-Cl.⁵²⁷ However, organolithiums bearing Li at an unactivated saturated carbon atom are often not available by deprotonation due to low acidity. Corresponding silanes can be prepared if the organometallic is made by another route, e.g. by reductive cleavage of a C-S bond⁵²⁸ or by Sn/Li exchange.⁵²⁹ Triisopropylsilylation on carbon occurs by intramolecular O→C Si migration in these examples.

TIPS alkanes are inert toward *m*-CPBA and PCC oxidation.⁵³⁰

Dichlorocarbene inserts into the Si-H bond in TIPS-H to give TIPS-CHCl₂.⁴⁸ Such silyl dihalogenomethanes are useful C₁ building blocks, they can be obtained alternatively by metalation and silylation of dihalomethanes.⁵³¹

Desulfurization/Si migration (and desulfurization/silylation) routes similar to the above were used for preparation of allylsilanes from allyl phenyl sulfides

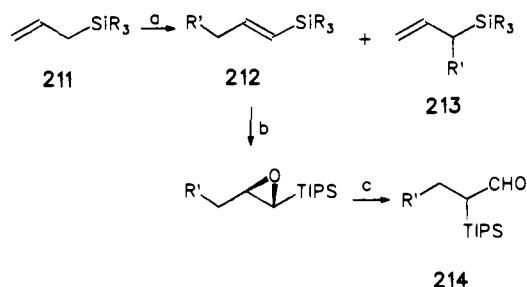
bearing a silyloxy group, but TIPS did not migrate in contrast to all other R₃Si studied (Scheme 77).²⁰¹

Scheme 77^a

^a (a) (1) LiDBB, THF, -78 °C; (2) H₂O.

Allyl-TIPS was obtained from allyl-MgCl and TIPS-OT⁵³² or TIPS-Cl.⁵³³ The allyl α/γ-substitution problem was addressed using TIPS.

Allyl-TIPS **211** (SiR₃ = TIPS, Scheme 78) was

Scheme 78^a

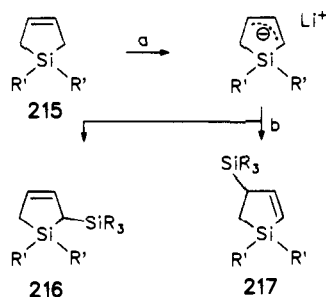
^a (a) (1) ⁿBuLi, TMEDA, hexane; (2) R'-I, -80 °C. (b) *m*-CPBA. (c) Silica gel, PhMe, reflux.

metalated by ⁿBuLi/TMEDA, treatment then with alkyl halides gave the (*E*)-γ-products **212** with high selectivity (γ/α ≥ 17), which is better than the corresponding reactions with allyl-TMS **211** (SiR₃ = TMS).⁵³² The products **212** were epoxidized, and the α-TIPS epoxides rearranged to α-TIPS aldehydes **214**.

Allyl-TIPS (like a simple alkene) could be ω-nitrated by treatment with NaNO₂, Ce(NH₄)₂(NO₃)₆ and HOAc in CHCl₃, presumably by addition of NO₂[•], followed by oxidation and loss of a proton.⁵³⁴

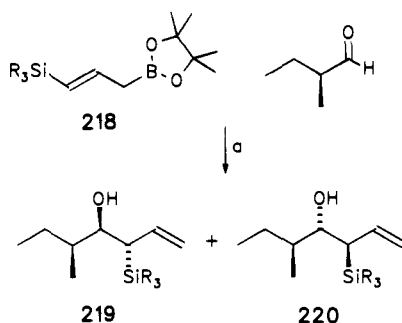
An allylic silyl group was introduced into a silacyclopentene **215** by lithiation (^tBuLi) and treatment with a silyl triflate or chloride (Scheme 79). The γ/α-selectivity of the reaction is generally low for many but the smallest electrophiles and does not depend on the electrophile's size in a consistent manner.⁵³⁵

Silyl groups of varying size were used as tools to shed some light on the mechanism of the diastereoselective addition of allylboronates to α-methylbutyraldehyde (Scheme 80).⁵³⁶ Thus from allylsilanes by lithiation and borylation the (*E*)-γ-silyl-substituted allylboronates **218** were prepared with R₃Si = TMS, TES, TIPS. No α-substitution was found. In their

Scheme 79^a

^a R' = C₆H₄-4-^tBu. (a) ^tBuLi, THF/HMPA, -78 °C. (b) R₃Si-X.

R ₃ Si	X	216 : 217
TMS	OTf	1.3 1
TIPS	OTf	1 1.3
TMS	Cl	1 1.2
TIPS	Cl	1.4 1

Scheme 80^a

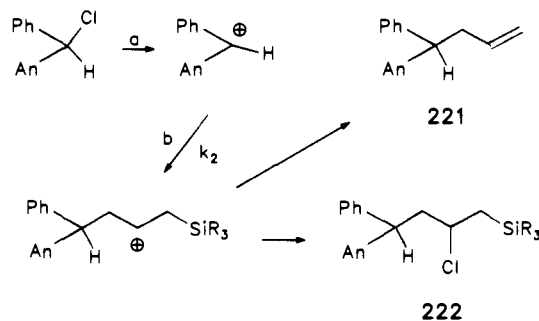
^a (a) Room temperature, 3–4 days.

SiR ₃	219 : 220
TMS	73 27
TES	74 26
TIPS	72 28
(^t Bu)	75 25
(Me)	77 23

reactions with α -methylbutyraldehyde, surprisingly, the size of the silyl group was found to have no effect on the diastereoselectivity. This result was rationalized using force field calculations of the cyclic transition state: Even a (*E*)- γ -Me group on the boronate sufficiently interacts with the ethyl group in the aldehyde to disfavor certain transition state conformations to the point that these do no longer contribute significantly to the overall diastereoselectivity. A larger group then has no further effect.

The efficiency of the photoreaction of allylsilanes with 1,4-dicyanobenzene to produce 4-allylbenzotrioles drops off in the series allyl-TMS ($\Phi = 0.223$), allyl-TES (0.180), allyl-TBDMS (0.055), allyl-TIPS (0.040).⁵³⁷ The reaction is thought to proceed via a free allyl radical which is formed from an allylsilane radical cation and a nucleophile. The trend in the quantum yields thus reflects the difficulty of attack of a nucleophile to Si in bulky silanes.

The chemistry of allylsilanes is dominated by their reaction with electrophiles to give allyl compounds with loss of the silyl group from a carbenium intermediate.^{402,538} The nucleophilicity of allylsilanes (various silyl groups) was measured in their reaction with a diarylcarbenium ion (Scheme 81).^{533,539} While TMS- and TES-allylsilanes gave the "substitution products" **221**, TBDMS- and TIPS-allylsilanes gave

Scheme 81^a

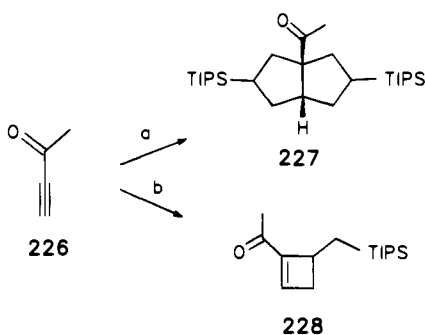
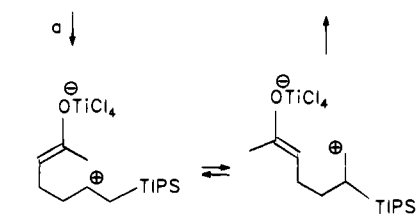

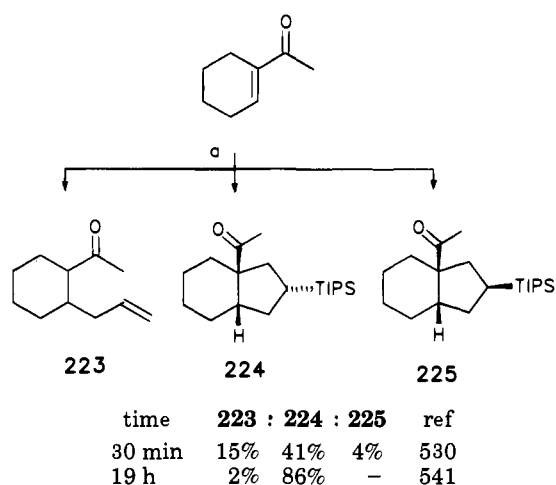
^a An = 4-MeO-C₆H₄. (a) BCl₃, CH₂Cl₂, -78 °C. (b) Allyl-SiR₃, -78 °C.

SiR ₃	221 : 222	rel k ₂
TMS	100 0	187
TES	100 0	313
TPS	60 40	3.21
TBDMS	0 100	204
TIPS	0 100	439

"addition products" **222**, due to hindered attack of the nucleophile Cl⁻ at Si in the latter cases. The rate-determining step is, however, the reaction between carbenium ion and allylsilane, and a good straight line was obtained in a plot of log k_2 vs the sum of Taft's inductive substituent constants σ_I for the three groups on Si. This was interpreted to indicate that the reactivity (nucleophilicity of allylsilanes) is determined mostly by the polar effect of the Si groups. However, the same data were interpreted in terms of both polar and steric effects by a different research group,¹⁷ and it was concluded that the θ values (cone angles) derived previously for PR₃ are a good measure for the steric effect of -SiR₃ as well.

The reaction of allyl-TMS with α,β -enones in the presence of Lewis acidic chlorides is known to result in conjugate allylation (\rightarrow **223**, Scheme 82, Sakurai reaction), which includes a nucleophilic attack at Si. Silicon-containing byproducts of such reactions originally assigned (silylmethyl)cyclobutane structures are in fact silylcyclopentanes.⁵⁴⁰ These byproducts can be made synthetically useful major products simply by changing from allyl-TMS to allyl-TIPS, since TIPS is less easily attacked by nucleophilic Cl⁻ as required for the Sakurai reaction.

Thus, allyl-TIPS reacts with α,β -enones under the influence of TiCl₄ to provide access to cyclopentanes **224/225** in high yield and stereoselectivity (Scheme 82).^{530,541,542} The reaction is thought to proceed by Michael addition, cationic 1,2-silyl shift, and cyclization. A cyclic transition state model was proposed, in which the silyl shift proceeds via a siliranium ion (pentavalent Si).⁵⁴⁰ This reaction works in the TBDMS, TBDPS, TPS, ⁱPr₂PhSi, and (best) TIPS series. The requisite allylsilanes can be obtained by metalation using ⁿBuLi/KOtBu, e.g. from (*Z*)- and (*E*)-2-butene.⁵⁴² This annulation method is valuable for the synthesis of condensed and spirocyclic ring systems containing two contiguous quaternary carbon centers.⁵⁴³ If an ynone starting material such as **226** is used, the reaction proceeds twice forming a 1-acetyl-3,7-bis(TIPS)bicyclo[3.3.0]octane (**227**) as a mixture of three diastereomers.⁵⁴⁴ The reaction course is, however, highly dependent on the nature of the Lewis acid. Thus **226** and allyl-TIPS in the presence of ZnI₂

Scheme 82^a

^a (a) Allyl-TIPS, TiCl_4 , CH_2Cl_2 , -25°C . (b) Allyl-TIPS, ZnI_2 , CH_2Cl_2 .

provide mostly 1-acetyl-4-(TIPS-methyl)cyclobutene (**228**).⁵⁴⁵

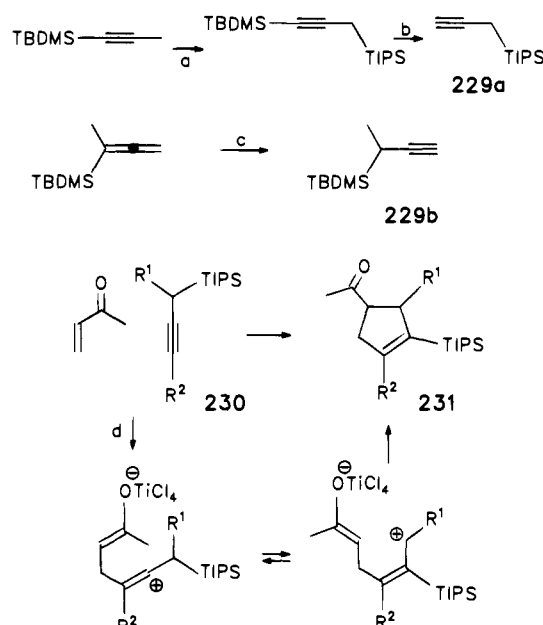
α,β -Unsaturated esters and α,β -unsaturated lactams undergo the same reaction, providing both silylcyclopentanes and (silylmethyl)cyclobutanes depending on the temperature.^{546,547} The 5-membered ring products seem to be the thermodynamically more stable.

If the electrophile attacked by allyl-TIPS is a benzylic cation, then a 5- or 6-membered ring annulation results.⁵⁴⁸

In an intramolecular version of this reaction principle an open-chain acetal complexed to a Lewis acid was used as the electrophile, resulting in 6- or 7-ring formation. Interestingly different stereoselectivities in the cyclization step depending on TMS or TIPS were observed, although in the final step the silyl group is lost in this reaction.⁵⁴⁹

For a similar reaction of vinylsilanes see the section on TIPS alkenes.⁵⁵⁰

Propargylsilanes **229** can be obtained from alkynes by silylation of the propargylic lithium derivatives or by isomerization of allenylsilanes (Scheme 83).^{9,530}

Scheme 83^a

^a (a) (1) $^t\text{BuLi}$, THF, -78°C , 2 h; (2) TIPS-Cl. (b) AgNO_3 , KCN, $\text{H}_2\text{O}/\text{EtOH}$. (c) 1.5 equiv of $^n\text{BuLi}$, Et_2O . (d) TiCl_4 , CH_2Cl_2 , -78°C .

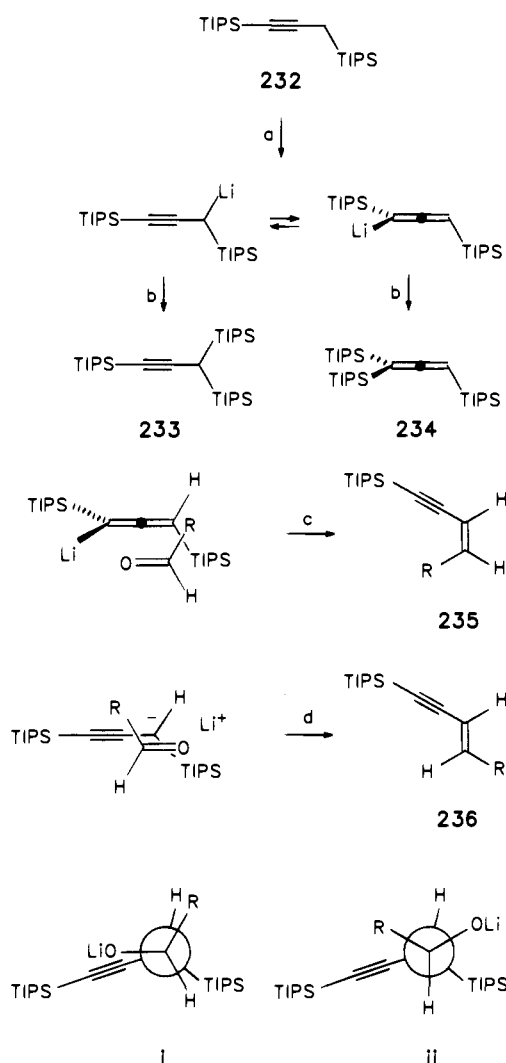
The chemistry of propargylsilanes has been reviewed.⁵³⁸

Propargyl-TIPS compounds **230** react with α,β -enones in the presence of Lewis acids (TiCl_4) to provide cyclopentenes **231** in a reaction similar to the above.⁵³⁰

The Li derivative of 1,3-bis(TIPS)propyne (**232**, Scheme 84) in THF is an equilibrating mixture of propargylic and allenic species. Thus on quenching with TIPS-OTf a mixture of tris(TIPS)propyne (**233**) and tris(TIPS)allene (**234**) (1:8) was obtained.⁴³ However, in its Peterson reaction with aldehydes it behaves like a propargylic anion to produce enynes **235/236**.⁹ The propargylic TIPS is an important stereodirecting control element. Thus either *Z*- or *E*-enynes can be obtained at will, depending on the reaction conditions (in THF **235** via i, in THF/HMPA **236** via ii, Scheme 84). Replacement of this group by e.g. TBDMS or TMS results in reagents of lower stereoselectivity. The method was employed by Overman in the syntheses of gephyrotoxin and laurenynes.^{551,552} The TIPS group on the acetylenic carbon is essentially a protective group, it can be replaced by TMS without loss of stereoselectivity.^{553,554} The use of **232** and similar reagents was reviewed recently,²⁷² as was the chemistry of silylated dienes and enynes.⁵⁵⁵

Benzylsilanes are obtained by silylation of benzyl-lithium or benzylmagnesium halides.

Benzylsilanes can be obtained from dicyanostyrene and disilanes in a photoinduced electron transfer reaction. Interestingly, if the disilane is unsymmetric, e.g. TMS-TIPS, the more bulky silyl group is

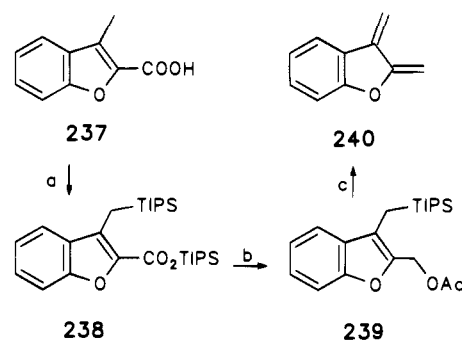
Scheme 84^a

^a (a) ⁿBuLi, THF, -20 °C. (b) TIPS-OTf, -78 °C. (c) THF. (d) THF/HMPA.

incorporated (e.g. 30:1 preference for TIPS over TMS). This can be understood in terms of attack of a nucleophile at the disilane cation radical, liberating the more bulky silyl radical.⁵⁵⁶

A series of benzylsilanes was one electron oxidized in MeCN, and the decay of the resulting benzylsilane radical cation was observed by laser flash photolysis.⁵⁵⁷ The rate data obtained were rationalized by assuming attack of a nucleophile (solvent MeCN or an added alcohol) on the Si atom in the radical cation resulting in C-Si cleavage. The lifetime of the TIPS-substituted radical cation was found to be *ca.* 1000 times longer than that of the TMS compound. The corresponding TES radical cation possessed a lifetime intermediate between these two albeit closer to the TMS value. Similar conclusions were drawn from a study of benzylsilane oxidation by $K_5[Co^{III}W_{12}O_{40}]$ in AcOH/H₂O.⁵⁵⁸ While for the TMS compound the electron transfer is rate determining, for the TIPS compound the desilylation step is slowest.

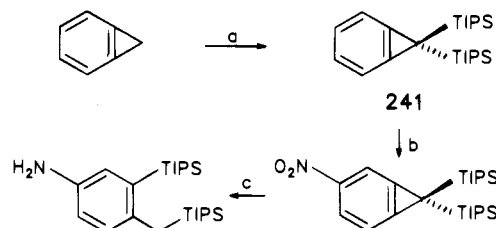
A valuable diene, benzofuran-2,3-xylylene **240**, was obtained by fluoride induced 1,4-elimination from the corresponding benzylic TIPS compound **239** (Scheme 85).⁴⁴¹ Compound **239** was obtained by lithiation (LDA) and silylation (TIPS-Cl) of 3-methylbenzofu-

Scheme 85^a

^a (a) (1) LDA, THF; (2) TIPS-Cl. (b) (1) LiAlH₄, Et₂O; (2) Ac₂O, DMAP, CH₂Cl₂. (c) ⁿBu₄NF, THF/MeCN.

ran-2-carboxylic acid **237** followed by reduction and acetylation. The intermediate bis(TIPS) compound **238** is isolable, whereas the TMS and TBDMS analogs were easily hydrolyzed.

A cyclopropabenzene **241** bearing two geminal TIPS groups on the apical cyclopropene C was synthesized from cyclopropabenzene by double lithiation/silylation (Scheme 86).^{559,560} The cyclopropene

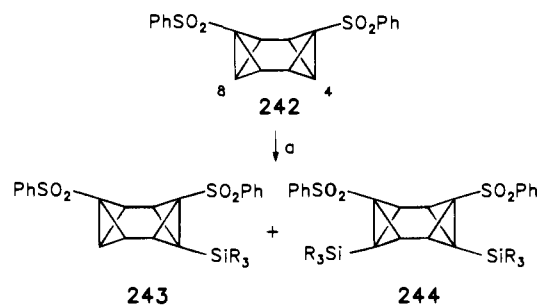
Scheme 86^a

^a (a) (1) ⁿBuLi; (2) TIPS-Cl; (3) repeat. (b) 67% HNO₃. (c) Zn/NaOH.

ring in this compound is extremely inaccessible for a reagent, e.g. unlike that in cyclopropabenzene it does not open under the influence of electrophiles or acids. Therefore **241** is stable and behaves like a typical arene giving substitution reactions in the 6-membered ring, e.g. with 67% HNO₃ at position 3. The 3-nitro derivative behaves as a nitroarene. However, by Zn in NaOH the 3-membered ring is reductively opened, with concomitant migration of one TIPS group.

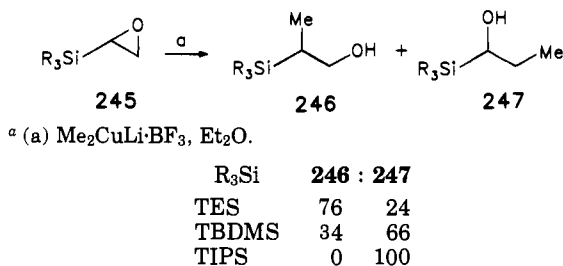
Cyclopropyl-TIPS can be obtained by Si migration to a cyclopropyllithium made by destannylation.⁵²⁹

(*Z*)-3,7-Bis(phenylsulfonyl)octabisvalene **242** can be lithiated at the 4 and 8 positions, subsequent silylation gives the 1-silylbicyclo[1.1.0]butanes **243** and **244** even for SiR₃ = TIPS (Scheme 87).⁵⁶¹

Scheme 87^a

^a (a) (1) ⁿBuLi; (2) R₃Si-Cl or R₃Si-OTf.

The regioselectivity of the opening of α -silyl epoxides **245** by organocopper reagents is strongly influenced, as expected, by the size of the silyl group, as well as by reagent and conditions. Thus while TMS epoxides react cleanly at the α -C (\rightarrow **246**, Scheme 88), TIPS-oxirane reacts with $\text{Me}_2\text{CuLi}\cdot\text{BF}_3$

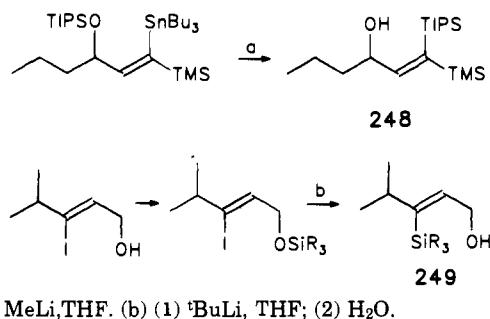
Scheme 88^a

in ether at the β -C exclusively (\rightarrow **247**).⁵⁶² Both types of products can thus be obtained selectively. They are valuable precursors for stereodefined alkenes (oxidation, addition of an organometallic, and Peterson elimination), and for acylsilanes (oxidation of **247**), respectively.

B. TIPS Alkenes

Vinylolithium was silylated by TIPS-Cl, whereas vinylmagnesium bromide did not react.⁵²⁷

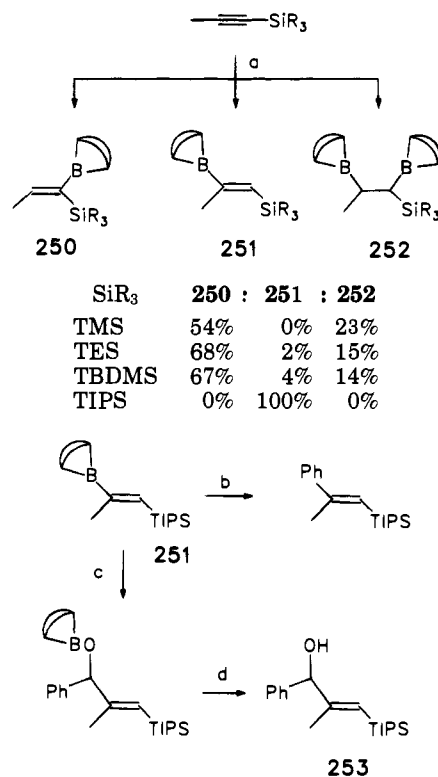
The intramolecular TIPS transfer to an organolithium works well for vinylolithiums generated from the corresponding stannane⁵²⁹ or by Hal/Li exchange in vinyl iodides (Scheme 89).⁵⁶³ By these methods

Scheme 89^a

γ -TIPS-allyl alcohols such as **248/249** were obtained.

Vinyl-TIPS was regioselectively hydroborated by 9-BBN to produce, after oxidation, 2-TIPS-ethanol.⁵²⁷ The 1-isomer was prepared from 1-TIPS-1-methoxyethene by acid hydrolysis and reduction.

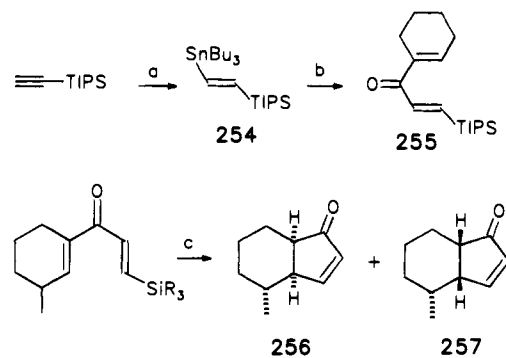
Vinyl-TIPS compounds can be prepared from TIPS-acetylenes by addition of a reagent across the triple bond. 1-TIPS-propyne is hydroborated by 9-BBN to the (*Z*)-2-boryl-1-propenylsilane **251** ($\text{SiR}_3 = \text{TIPS}$) in excellent regio- and stereoselectivity, no regioisomer **250** or bisadduct **252** is formed (Scheme 90).⁵⁶⁴ The TMS, TES, and TBDMS analogs preferentially lead to **250** along with some **252**. The boryl group in **251** ($\text{SiR}_3 = \text{TIPS}$) is cleanly replaced by an aryl or vinyl group (retention of configuration) by the Suzuki reaction (aryl bromide, cat. $\text{Pd}(\text{PPh}_3)_4$, OH^-).⁵⁶⁵ The same borane reacts with an aromatic aldehyde to provide the secondary γ -TIPS allylic alcohol **253** after removal of the boryl group.⁵⁶⁶

Scheme 90^a

^a (a) 9-BBN, 90 °C, 1 h. (b) PhBr, catalyst $\text{Pd}(\text{PPh}_3)_4$, NaOH, THF. (c) PhCHO, 110 °C. (d) $\text{H}_2\text{N}\cdot\text{C}_2\text{H}_4\cdot\text{OH}$.

In hydroboration of 1-silyl-3-phosphoramidopropynes likewise, a TIPS group in contrast to a TMS directs the boron away from itself.⁵⁶⁷

$^n\text{Bu}_3\text{SnH}$ adds to TIPS-acetylene to give 1-stannyl-2-TIPS-ethene **254** (Scheme 91).⁵⁶⁸ Sn/Li exchange

Scheme 91^a

^a (a) $^n\text{Bu}_3\text{SnH}$, AIBN, 120 °C. (b) (1) $^n\text{BuLi}$, THF, -78 °C; (2) cyclohexene-1-carbaldehyde; (3) NiO_2 , Et_2O . (c) FeCl_3 ("98%"), CH_2Cl_2 .

SiR_3	256 :	257
TMS	78	22
TIPS	90	10

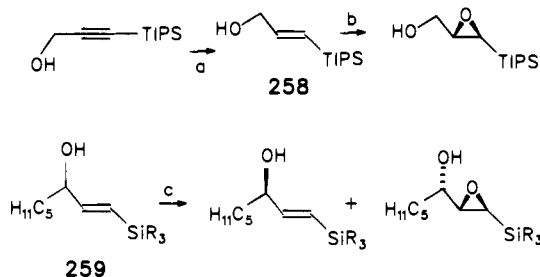
produces the corresponding TIPS-vinylolithium which can be 1,2-added to an α,β -unsaturated aldehyde to provide after oxidation a β -TIPS divinyl ketone **255**. This is the substrate for the Si-directed Nazarov cyclization (cyclopentenone annulation, \rightarrow **256/257**).^{568,569}

Partial hydrogenation of a TIPS-alkyne results in a TIPS-alkene.

TIPS-vinylolithium was added to a chiral hydrazone with excellent diastereoselectivity.⁵⁷⁰

Cyclopropyl ketones were obtained from the reaction of a silylselenylethene and an α,β -unsaturated ketone under Lewis acid influence, resulting in a Si-stabilized carbenium ion which subsequently cyclizes. In the case of the TIPS derivative, cyclization is prevented by steric bulk.⁵⁵⁰

A primary γ -TIPS-allyl alcohol, **258**, was epoxidized under Sharpless conditions in $\geq 98\%$ ee (Scheme 92).⁵³² Racemic secondary γ -TIPS-allyl-alcohol **259**

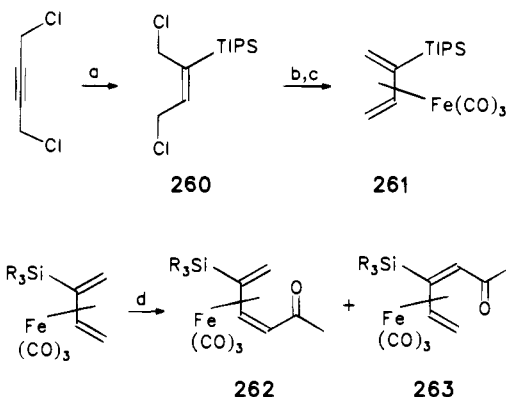
Scheme 92^a

^a (a) LiAlH_4 , THF. (b) Sharpless epoxidation using (L)-(+)-DET. (c) $^t\text{BuOOH}$, $\text{Ti}(\text{O}^i\text{Pr})_2$ DIPT.

SiR_3	$k_{\text{fast}}/k_{\text{slow}}$
TMS	700
TIPS	300

when subjected to Sharpless epoxidation showed a less efficient kinetic resolution than the TMS analog, though the k_{rel} values for both are excellent.⁵⁷¹

TIPS-alkenes can be obtained by hydrosilylation of a $\text{C}\equiv\text{C}$ bond. Thus hydrosilylation of 1,4-dichloro-2-butyne (TIPS-H, H_2PtCl_6) gave the vinylsilane **260**, which was transformed into a 2-TIPS diene by dechlorination and further into the corresponding $\text{Fe}(\text{CO})_3$ complex **261** (Scheme 93).⁶⁴ This was Friedel-

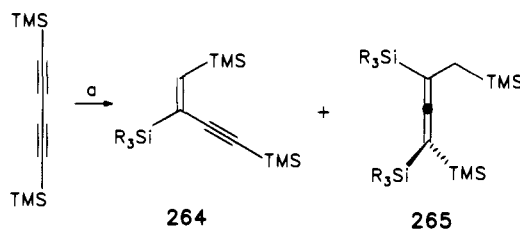
Scheme 93^a

^a (a) TIPS-H, H_2PtCl_6 . (b) Zn, EtOH. (c) $\text{Fe}_2(\text{CO})_9$, PhH, 50 °C. (d) CH_3COCl , AlCl_3 , CH_2Cl_2 .

R_3Si	262	:	263
TES	6		1
TIPS	sole product		-

Crafts acylated in excellent yield, regio- and stereoselectivity (regioselectivity far better than for the corresponding TES compound). A second acylation, possible for the TES complex after Z/E isomerization, is completely suppressed by TIPS. The second acylation is, however, possible after reduction of the ketone to the hydrocarbon.⁶³

Hydrosilylation of 1,4-bis(TMS)-1,3-butadiyne by TIPS-H/ H_2PtCl_6 stops after one triple bond has reacted, to selectively provide (*E*)-2-TIPS-1,4-bis(TMS)but-1-en-3-yne **264** ($\text{R}_3\text{Si} = \text{TIPS}$, Scheme 94).

Scheme 94^a

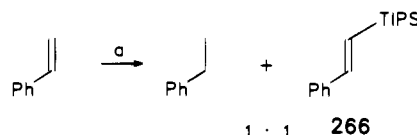
^a (a) 3–4 equiv of $\text{R}_3\text{Si-H}$, 0.2 mol % H_2PtCl_6 .

R_3Si	temp, °C	time, h	264 :	265
TMS	100	2	40% [†]	46%
TES	80	0.5	0%	100%
TIPS	90	8	92%	0%

[†] Reagent TMS-H was consumed by formation of $(\text{TMS})_2$.

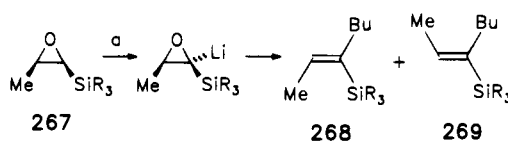
Further reaction is prevented probably by steric crowding, in that a complex of **264** ($\text{R}_3\text{Si} = \text{TIPS}$) and Pt cannot form, or cannot add a second TIPS-H. Smaller silyl groups do give bisadducts **265**.^{61,62}

(*E*)- β -TIPS-styrene (**266**) was unexpectedly obtained as the only Si-containing product on attempted hydrotriisopropylsilylation of styrene, while use of TES-H produced the expected silylphenylethanes (Scheme 95).^{57,58} $^t\text{Bu}_3\text{SiH}$ did not react.

Scheme 95^a

^a (a) TIPS-H, 0.1 mol % $\text{RhCl}(\text{PPh}_3)_3$, 100 °C.

Vinylsilanes containing a new CC bond are obtained from *cis*-epoxysilanes **267** by a reductive alkylation effected by excess RLi. The product stereochemistry is completely reversed in going from TES (*Z*-selective, \rightarrow **268**) to TIPS (*E*-selective, \rightarrow **269**, Scheme 96).⁵⁷² The process is thought to proceed via

Scheme 96^a

^a (a) 4 equiv of $^n\text{BuLi}$, 1,2-dimethoxyethane.

SiR_3	268 :	269
TES	92	8
TIPS	1	99

deprotonation α to Si, α -elimination, addition of RLi, and elimination of Li_2O . In an intermediate, rotation around the central CC bond can occur, and will do so if this results in relief of strain between a bulky silyl and the originally *cis*-alkyl group. The TIPS compound gives high yields consistently, whereas the smaller silyl groups in a side reaction are attacked at Si (TMS by $^n\text{BuLi}$, TES by MeLi).

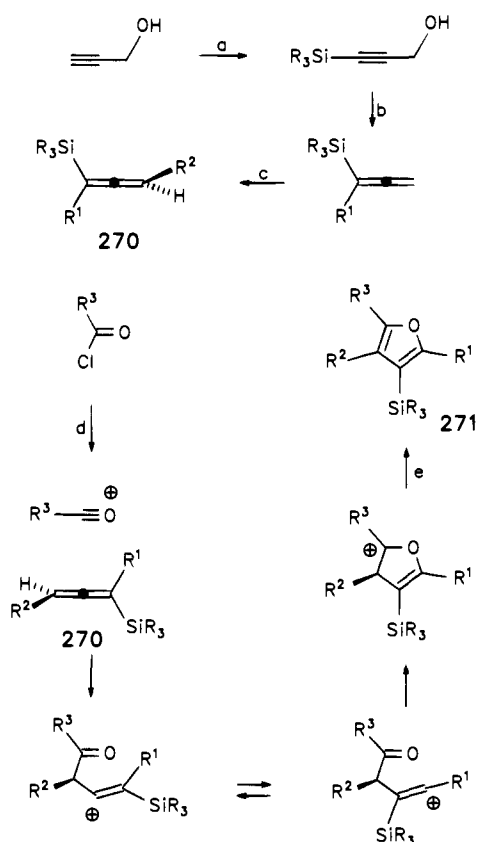
Vinylsilanes (and allylsilanes) were subjected to the Sharpless asymmetric dihydroxylation. The ee values of the product α -silyl vicinal diols varied considerably, in most cases being disappointingly low, and TIPS compounds gave lower ee's than TMS or TES analogs.⁵⁷³ α -Silyl diols can be transformed into acetonides under acid catalysis for the TIPS, but not for the TMS case.

Silylated α -exo-methylene β -lactones can be prepared by a hydrosilylation/ cyclocarbonylation from a propargyl alcohol, CO, a silane, a tertiary amine, and $\text{Rh}_4(\text{CO})_{12}$. The TIPS compound is formed less efficiently than the TBDMS or TES analogs.⁵⁷⁴

For *N*, α -bis(TIPS)vinylketenimine **202** see Scheme 74.

Allenylsilanes are starting materials in a useful synthesis of furans **271** developed by Danheiser (Scheme 97).⁵⁷⁵ He prepared 1-mono- and 1,3-disub-

Scheme 97^a



^a (a) (1) 2 equiv of EtMgBr, THF; (2) 1 equiv of R₃Si-Cl; (3) H₂O. (b) (1) MeMgCl, THF; (2) MsCl; (3) R¹MgCl, CuBr, LiBr, THF. (c) (1) ⁿBuLi, THF; (2) R²X. (d) AlCl₃, CH₂Cl₂, -20 °C. (e) Et₃N.

stituted 1-allenylsilanes (e.g. **270**) by C-silylation of propargyl alcohol, followed by mesylation, replacement by R¹-MgCl, and lithiation/alkylation using R²-X. An 1-allenylsilane **270** containing TIPS or TBDMS adds to an acylium ion (obtained from an acid chloride and AlCl₃) at its position 3 (regiodirecting effect of the Si group). The Si then migrates to the positive charge at the central C atom, leaving behind a positive charge at the former 1-position, which forms a bond to the oxygen, resulting in cyclization.

This sequence does not work for R₃Si = TMS due to desilylation reactions, and if the allene's position 3 is unsubstituted (R² = H), TIPS is better than

TBDMS, probably since TIPS shields the then free position 4 in the furan more efficiently. The TIPS group is cleaved from the furan by pyridinium poly-(hydrogen fluoride).

C. TIPS Alkynes

TIPS is a good protective group for acetylenes. TIPS acetylenes were prepared from the Li salt of the alkyne and TIPS-OTf^{576,577} or TIPS-Cl,⁵⁷⁸ or from the alkynylmagnesium bromide and TIPS-Cl.^{564,568}

The bis(bromomagnesium) derivative of propargyl alcohol reacts with 1 equiv TIPS-Cl under C-silylation to TIPSC≡CCH₂OH.⁵⁷⁵ A TMS alkyne can be converted to the TIPS alkyne by successive treatment with MeLi and TIPS-OTf,⁵⁷⁶ while the reverse is impossible, since C≡CTIPS does not react with MeLi.⁵⁷⁹

The bromozinc derivative of an acetylene, RC≡CZnBr, reacts slowly if at all with R₃Si-OTf in ether/THF at -40 °C.³⁸⁵

The relative rates of cleavage of PhC≡CTMS, PhC≡CTES, PhC≡CTIPS by aqueous methanolic alkali are 277:1:0.00074.⁵⁸⁰ Of C≡CTMS, C≡CTES and C≡CTIPS only C≡CTMS is cleaved by 1 N NaOH in MeOH/THF 1/1 within a few minutes. C≡CTES also is cleaved by the same reagent after longer reaction or by K₂CO₃ in MeOH/THF 1/1, C≡CTIPS is unaffected by both these reagents.⁵⁸¹

C≡CTIPS survives treatment with CF₃CO₂H/H₂O, K₂CO₃/MeOH, or MeLi,⁵⁷⁹ or NaH,⁵⁸² whereby C≡CTMS is cleaved.^{576,583-585} It survives short treatment with HF in MeCN/CHCl₃ (room temperature, 1 h, whereby O-TBDMS is cleaved), while it is cleaved by the same reagent during 24 h.⁵⁸⁶

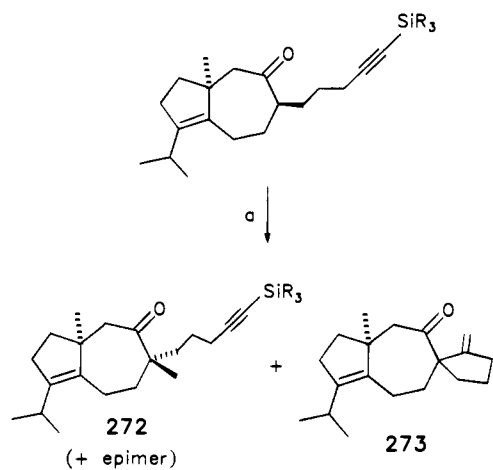
C≡CTIPS further survives Swern oxidation,⁵⁸⁶ ⁿBuLi,^{9,375,586} DIBA-H, PDC, CBr₄/PPh₃/Zn, *B*-bromotecholborane,⁵⁸⁷ and PPh₃.^{23,586}

C≡CTBDMS is cleaved by KOH in THF/H₂O,⁵⁷⁶ or by AgNO₃/KCN,⁵³⁰ but like C≡CTIPS it survives H₂SO₄/CH₂Cl₂.⁵⁷⁶

Cleavage of TIPS from an acetylene by ⁿBu₄NF in THF is usually rapid (2 min at room temperature),⁵⁸⁸ though a counterexample is known.⁵⁸⁶ In a hexakis-(TIPS-ethynyl) compound stepwise desilylation could be followed spectroscopically.³⁷ Although this deprotection is very reliable, some cases of target sensitivity to the conditions are known, resulting in decomposition.⁵⁸⁹⁻⁵⁹¹

TIPS is generally superior to TMS as an acetylene protecting group, in that TMS being more easily cleaved can lead to side products derived from the free acetylene, such as the ene reaction product **273** instead of the expected alkylation product **272** in Scheme 98.^{582,588,592,593}

The superiority of TIPS over TMS as acetylene protecting group was used in the synthesis of spectacular isolable polyynes by Vollhardt,^{37,594} Tobe (1,10-bis(TIPS)decapentayne⁵⁹⁵), and Diederich.^{23,38,576,581, 584,587,589,590,596-600} TIPS-substituted polyynes are easily handled in solution, in contrast to their TMS or unsubstituted counterparts, in that the TIPS groups at the same time protect the C≡C bonds and enhance the solubility in common organic solvents. In the crystalline state the TIPS groups form an inert matrix, in which the C≡C bonds are embed-

Scheme 98^a

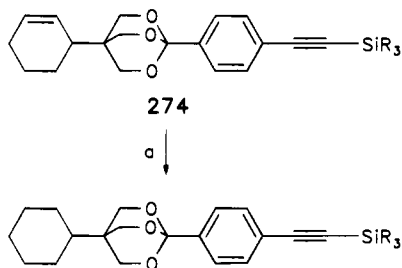
^a (a) NaH, MeI, DME.

SiR ₃	272	:	273
TMS	—		sole product
TIPS	60%		—

ded and thus prevented from polymerization, see e.g. Figure 7 in Diederich's recent review.⁶⁰¹

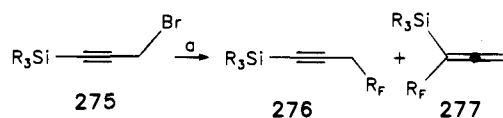
TIPSC≡CBr is a useful reagent in such syntheses.^{576,594,595} The differentially protected *cis*-enediyne TMSC≡CCH=CHC≡CTIPS was shown to be a useful building block for enediyne antibiotics.⁵⁸³

Shielding of a C≡C triple bond by TIPS is much more efficient than by TMS. Thus hydrogenation of the disubstituted olefinic C=C bond in **274** (SiR₃ = TIPS) was observed as the almost exclusive process, whereas the TMS analog was hydrogenated nonselectively at the C=C and C≡C bonds (Scheme 99).⁶⁰²

Scheme 99^a

^a (a) H₂, 5% Pt/C, EtOAc, NEt₃, 5.5 h.

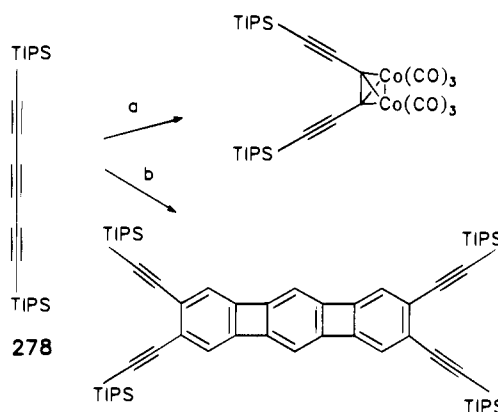
While silylpropargyl bromide **275** (R₃Si = TMS) was attacked by R_FCu (R_F = C₆F₁₃) both at the propargylic site and at the silyl-bearing acetylenic C to give a mixture of products **276/277**, the corresponding TIPS compound **275** (R₃Si = TIPS) underwent attack at the propargylic site exclusively (Scheme 100).⁶⁰³

Scheme 100^a

^a R_F = C₆F₁₃. (a) R_FCu, DMSO.

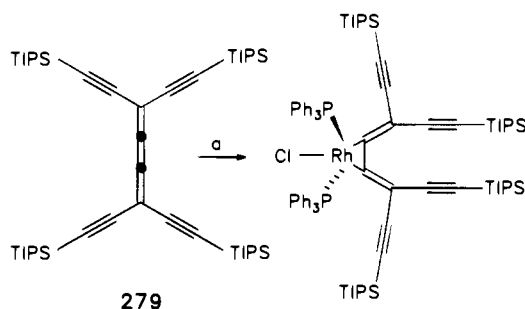
R ₃ Si	276	:	277
TMS	1		1
TIPS	1		0

While a C≡CTMS group easily reacts with Co₂(CO)₈,⁶⁰⁴ 1,6-bis(TIPS)hexa-1,3,5-triyne (**278**) both reacts with Co₂(CO)₈ and cycloadds 1,2,4,5-tetraethynylbenzene at the central rather than at the two terminal C≡C bonds (Scheme 101).^{589,594,598} Tetra-

Scheme 101^a

^a (a) Co₂(CO)₈, *n*-hexane, 25 °C, 12 h. (b) 1,2,4,5-Tetraethynylbenzene, CpCo(CO)₂, DMF, toluene, reflux, *hν*.

(TIPS-ethynyl)buta-1,2,3-triene (**279**) complexes Rh at the central butatriene bond rather than at one of the four acetylenic bonds (Scheme 102).²³

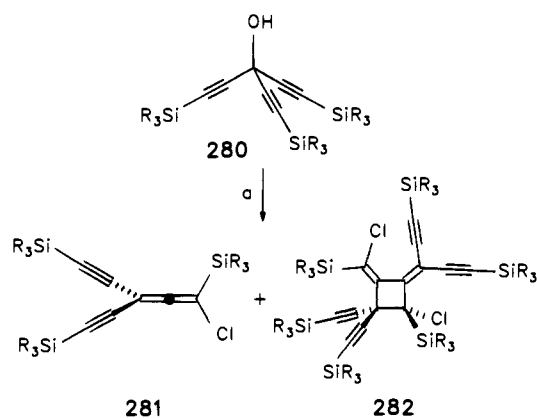
Scheme 102^a

^a (a) Rh(PPh₃)₃Cl, CH₂Cl₂, 20 °C.

The bis(TMS) derivative of diethynyl ketone tosylhydrazone cyclizes to a pyrazole, whereas the TIPS analog even on prolonged refluxing in toluene does not.⁵⁹⁰

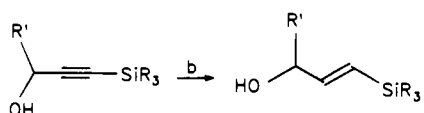
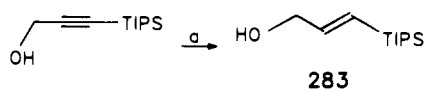
However, shielding of a C≡C triple bond by TIPS is not absolute. Thus chloride ion can attack the chloro sulfite from TIPS-propargylic alcohol **280** (SiR₃ = TIPS, Scheme 103) to afford 1-TIPS-1-chloroallene **281** (SiR₃ = TIPS) as a stable compound. The corresponding TMS-allene **281** (SiR₃ = TMS) could not be isolated due to rapid dimerization to **282** (SiR₃ = TMS).⁶⁰⁵

While a C≡CTMS is hydroborated by ^oHx₂BH selectively (B binds to the external, Si-bearing C), C≡CTIPS reacts nonselectively with the same reagent.^{579,606} However, 9-BBN adds to C≡CTIPS highly regio- and stereoselectively (B binds to the internal C, Scheme 90).^{564,565} Hydrostannylation is also possible (see the section on TIPS alkenes).⁵⁶⁸ *C*-TIPS-propargyl alcohol was reduced to allyl alcohol **283** by LAH (Scheme 104).⁵³² Semihydrogenation of a TIPSC≡C bond to a *trans*-double bond seems to be feasible also by hydromagnesiation using ⁱBuMgBr/catalytic (C₅H₅)₂TiCl₂.⁵⁷¹

Scheme 103^a

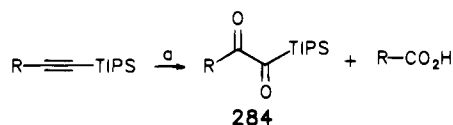
^a (a) SOCl₂, CH₂Cl₂, -78 °C, 20 min.

R ₃ Si	281 : 282
TMS	— 76%
TIPS	86% —

Scheme 104^a

^a (a) (1) LiAlH₄, THF; (2) H₃O⁺. (b) (1) ⁱBuMgBr, (C₅H₅)₂TiCl₂; (2) H₃O⁺.

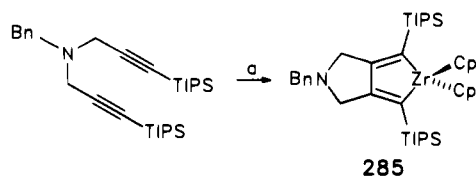
A TIPSC≡C bond is oxidized by RuO₂/NaIO₄ in CCl₄/CH₃CN/H₂O to provide a mixture of the carboxylic acid shorter by one C and of an α-keto acyl TIPS compound **284** (TIPS α-diketone, Scheme 105).^{591,607}

Scheme 105^a

^a (a) RuO₂, NaIO₄, CCl₄, MeCN, H₂O, room temperature.

Surprisingly, in the Co-catalyzed [2 + 2 + 2]-cycloaddition of silyl-protected propiolic acids to an ω-alkynenitrile the bulk of SiR₃ was found to be of little consequence.⁶⁰⁸

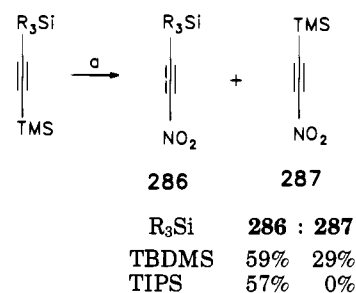
Two C≡CTIPS moieties can react with a ZrCp₂ unit with bonds formed between Zr and the terminal acetylene carbons (**285**, Scheme 106).⁶⁰⁹

Scheme 106^a

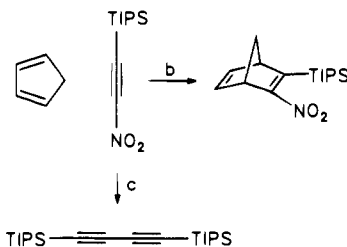
^a (a) ⁿBuLi, Cp₂ZrCl₂, THF, room temperature, 2 h.

1-TIPS-2-nitroacetylene (**286**, R₃Si = TIPS) was synthesized from nitronium hexafluorophosphate and TMSC≡CTIPS exclusively, probably by selective

desilylation of a cyclic nitronium ion intermediate. The TBDMS compound reacted less regioselectively (Scheme 107).⁶¹⁰ **286** (R₃Si = TIPS) is a stable

Scheme 107^a

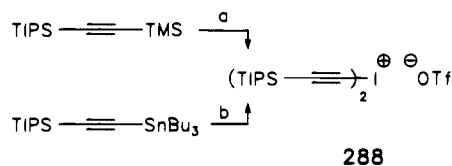
R ₃ Si	286 : 287
TBDMS	59% 29%
TIPS	57% 0%



^a (a) NO₂⁺ PF₆⁻, MeCN, room temperature. (b) CCl₄, room temperature, 3 days. (c) 200 °C.

compound out of the intrinsically very sensitive class of nitroacetylenes. 1-TBDMS-2-nitroacetylene is much less stable than the TIPS compound, 1-TMS- (**287**) even less. The stabilization is due to TIPS blocking the access of nucleophiles to C-1 and presumably to inductive electron donation from TIPS. Thermolysis of TIPS-nitroacetylene resulted in 1,4-bis(TIPS)-butadiyne. The 1-silyl-2-nitroacetylenes (**286**) are valuable dienophiles and dipolarophiles.⁶¹¹

The dialkynylidonium triflate (TIPSC≡C)₂I⁺ OTf⁻ (**288**) can be prepared by the routes shown in Scheme 108. In contrast to its TMS analog it is a stable

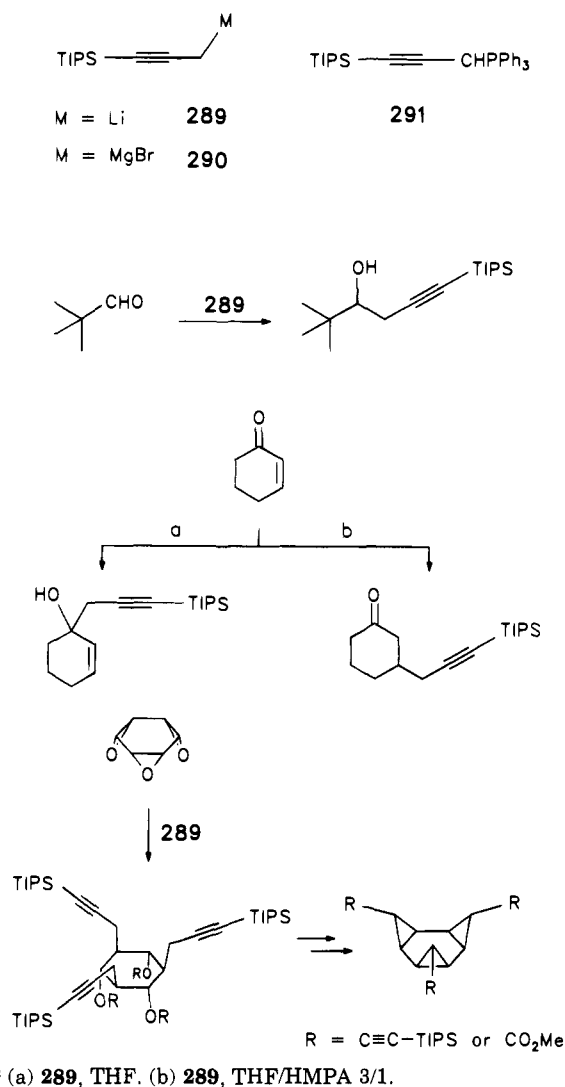
Scheme 108^a

^a (a) OI⁺ OTf⁻, CH₂Cl₂, from -78 °C to room temperature. (b) (NC)₂I⁺ OTf⁻, from -40 to +20 °C.

compound.^{612,613} There is a clear difference between the two compounds in their thermal stability and reactivity toward O₂, H₂O, and nucleophiles.

TIPS-propynyllithium (**289**) is a useful nucleophilic reagent for elongation of carbon chains by a functionalized C₃ unit, even in situations where TMS-propynyllithium fails (Scheme 109).^{9,614-617} In most cases the TIPS reagent behaves as a decent propargylic anion, avoiding problems of propargyl/allenyl isomerism. In Scheme 109 a few example reactions are given. The use of this and similar reagents was recently reviewed.⁶⁰⁷

The corresponding triisopropylsilylated Grignard reagent **290** has the same merit and was routinely used in synthesis.^{145,238,579,606,618-624} When reacted with allylic substrates, it usually gives clean S_N2 (not

Scheme 109^a

S_N2' reaction.^{238,622,623} The corresponding Wittig reagent **291** has also been used.^{625,626}

The protected acetylide $^-\text{C}\equiv\text{CTIPS}$ was used as a monodentate ligand for heme-like Fe^{III} complexes.⁶²⁷

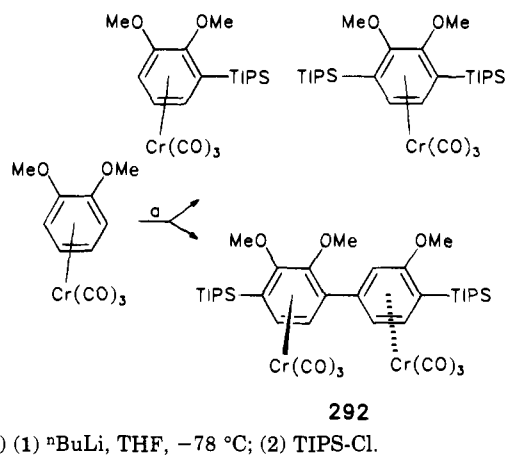
D. TIPS Arenes

Substituted phenyllithiums were silylated using TIPS-H,³⁹ TIPS-Cl,⁶²⁸ or TIPS-F.⁴⁶ The desilylation rates in acid were measured. TIPS arenes are ca. 20 times less reactive than the corresponding TMS arenes in such solvolyses.⁴⁶ TIPS can be removed from a benzene ring by the action of CF₃CO₂H.⁴⁶⁹

Cr(CO)₃ complexes of methoxybenzenes were mono- and dilithiated and silylated using TIPS-Cl to give mono- and di-TIPS derivatives as well as an interesting disilylated biphenyl **292** devoid of one methoxy group (Scheme 110).^{27,629}

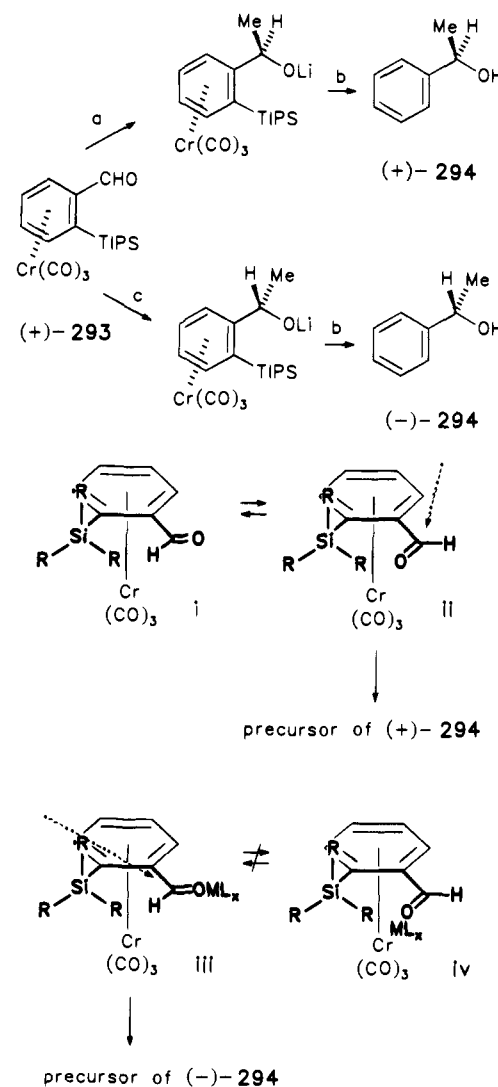
TIPS-benzene was obtained by metalation of benzene (ⁿBuLi/^tBuOK, then TIPS-Cl). Metalation of this compound under similar conditions and treatment with electrophiles gave predominantly *para* along with some *meta* substitution.⁶³⁰ TMS-benzene in contrast is metalated at the methyl groups.

Benzene was Friedel-Crafts silylated using TIPS-Cl/AlCl₃/ⁱPr₂NEt in low yield (TIPS arenes are easily

Scheme 110^a

desilylated by acid).⁶³¹ Similar results were obtained for ferrocene.⁶³²

The stereochemistry of the addition of "Me⁻" to (o-TIPS-benzaldehyde)chromium(0) tricarbonyl complex **293** is directed by TIPS (Scheme 111). From the

Scheme 111^a

enantiomerically pure starting material by addition

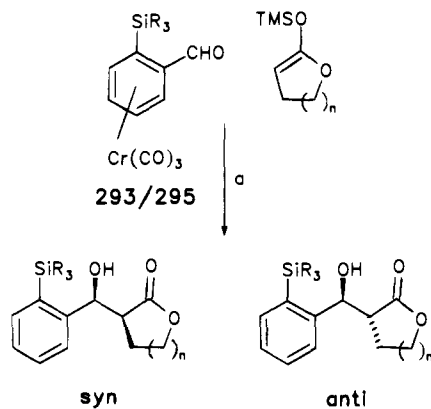
of an organometallic, desilyla⁺ion (ⁿBu₄NF⁻) and de-complexation, chiral 1-phenylethanol **294** was obtained in 100% ee.⁶³³ Both product enantiomers are available from each starting enantiomer depending on the absence or presence of a Lewis acid, as shown in Scheme 111.

The results can be understood in terms of the reactant conformations i–iv depicted in Scheme 111, bottom. Without a Lewis acid there is a rapid equilibrium between i and ii. In both the carbonyl carbon is screened from below by the Cr(CO)₃ group. The top face of C=O is unreactive in i due to TIPS, while it is accessible in ii, resulting in (+)-**294**. For a **293**-ML_x adduct, on the other hand, conformation iv is unattainable due to steric crowding with TIPS, therefore the nucleophile has to enter via the hindered trajectory shown in iii resulting in slow formation of (-)-**294**.

Enantiopure **293** was obtained by resolution of (±)-**293** (via the L-valinol imine) which in turn was made by lithiation (ⁿBuLi) and silylation (TIPS-Cl) of the ethyleneacetal of the benzaldehyde Cr complex. The acetal group was hydrolyzed to aldehyde without affecting the arene-TIPS by treatment with aqueous HCl in THF (room temperature, 6 days).

While the above is certainly not a preparative method for enantiopure 1-phenylethanol, it does allow us to observe the action of TIPS quite clearly. As expected, TMS was less efficient.⁶³⁴

When the same *ortho*-TIPS benzaldehyde Cr(0) complex **293** was reacted with cyclic silyl ketene acetals in a BF₃·OEt₂ mediated aldol reaction, a higher stereoselectivity was observed than for the TMS analog **295** in the case of the 5-membered ring ketene acetal only (Scheme 112).⁶³⁵ Using the cor-

Scheme 112^a

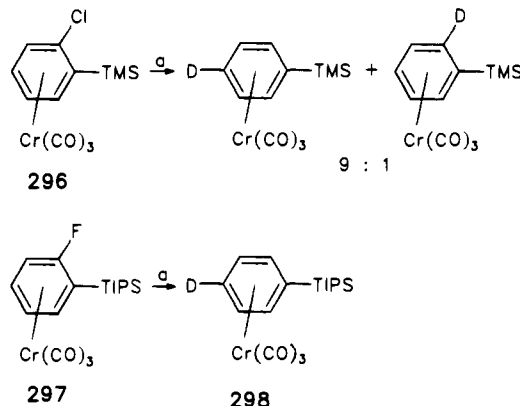
^a (a) (1) BF₃·OEt₂, CH₂Cl₂, -78 °C; (2) CAN, MeOH, -20 °C.

SiR ₃	n	syn : anti
TMS	1	66 : 34
TIPS	1	85 : 15
TMS	2	87 : 13
TIPS	2	83 : 17
TMS	3	90 : 10
TIPS	3	67 : 33

responding free *o*-silylbenzaldehydes (no Cr(CO)₃), no stereoselectivity was obtained for SiR₃ = TMS, some moderate selectivity was achieved for TIPS with all three cyclic silyl ketene acetals tried.

TIPS on a benzene ring directs nucleophilic substitution away from itself, more efficiently so than

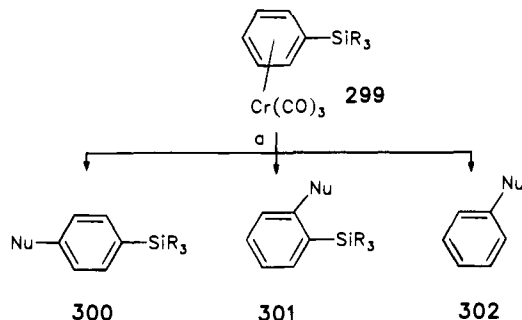
does TMS. Thus while (2-chloro-TMS-benzene)chromium(0) tricarbonyl (**296**) and LiEt₃BD produced a 9:1 mixture of 4-deuterio and 2-deuterio-TMS-benzene complexes, (2-fluoro-TIPS-benzene)chromium(0) tricarbonyl **297** gave 4-deuterio-TIPS-benzene complex **298** exclusively (“*tele-meta*” substitution, Scheme 113).⁶³⁶ The mechanism of this unexpected

Scheme 113^a

^a (a) (1) LiEt₃BD, THF, 78 °C, 1 h; (2) H⁺.

reaction course is not yet understood.

Tricarbonylchromium complexes of silylbenzenes even without further substitution are amenable to substitution by a nucleophile. Thus reaction of **299** (SiR₃ = TMS) with 2-lithio-1,3-dithiane afforded a mixture of *para*- and (mostly) *ortho*-dithianyl-TMS-benzene (**300/301**) together with desilylation product **302** after decomplexation, whereas the TIPS analog **299** (SiR₃ = TIPS) cleanly provided the *para* substitution product **300** (Scheme 114).⁶³⁷ Several orga-

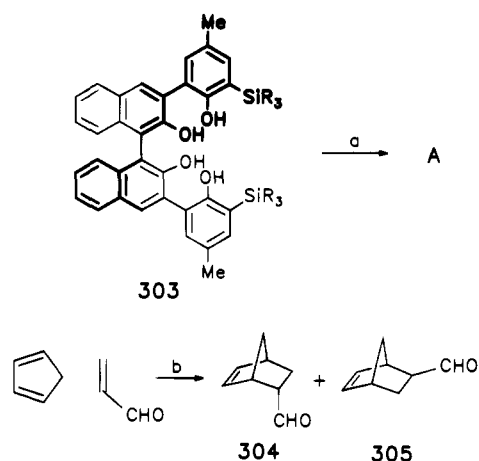
Scheme 114^a

^a Nu = 1,3-dithian-2-yl. (a) (1) 2-Lithio-1,3-dithiane, THF/HMPA, -78 °C, 3 h. (2) I₂.

SiR ₃	300	301	302
TMS	16%	42%	23%
TIPS	95%	trace	0%

nolithium compounds (carbon nucleophiles, e.g. ⁿBuLi, ^sBuLi, allyllithium, vinylolithium) reacted similarly. Less clean reactions were observed for PhLi (deprotonation of substrate) and for TBDMSC≡CLi, which as a “slim” nucleophile was able to attack the Si atom even in TIPS, forming TBDMSC≡CTIPS and the Cr(CO)₃ complex of PhLi.

Silylphenols were used as substituents on an enantiopure binaphthol core providing a chiral surrounding for a Ti central atom and thus catalysts for asymmetric Diels–Alder reactions (Scheme 115).⁶³⁸ While the TIPS compound **303** (SiR₃ = TIPS) gave

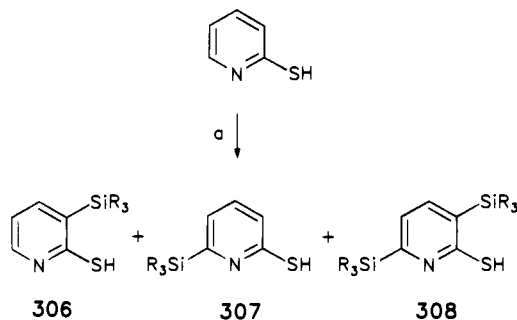
Scheme 115^a

^a (a) $\text{Ti}(\text{O}^i\text{Pr})_4$, CH_2Cl_2 , azeotropic removal of $^i\text{PrOH}$. (b) 10 mol % A, CH_2Cl_2 , -78°C , 3.5 h.

SiR ₃	304 : 305	ee, % (conf, 304)
TPS	88 12	88 (S)
TIPS	92 8	55 (S)

disappointingly low ee's, triarylsilyl groups resulted in ee's up to and above 90%.

2-Pyridinethiol was metalated with an excess LDA in the presence of silyl chlorides. Hindered silyl chlorides such as TBDMS-Cl and TIPS-Cl gave rise to 3,6-bis(silyl)pyridinethiols **308** and 6-monosilyl-2-pyridinethiols **307**, while smaller silyl chlorides, e.g. TMS-Cl and TES-Cl, gave 3-monosubstitution only (**306**, Scheme 116).⁶³⁹ No S-silylation was observed.

Scheme 116^a

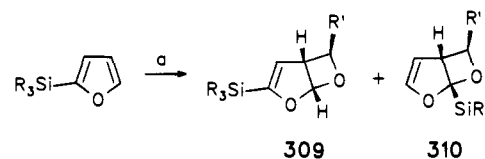
^a (a) (1) LDA, R₃Si-Cl, THF; (2) H₂O.

SiR ₃	LDA	306 : 307 : 308
TMS	excess	55% - -
TES	excess	45% - -
TIPS	excess	- - 30%
TBDMS	excess	- - 60%
TBDMS	2.5 equiv	- 30% 30%

Compound **306** could not be obtained for bulky SiR₃. No explanation was given. However, in a later publication the complexation of the 3-TIPS isomer **306** (SiR₃ = TIPS) with $[\text{MoCl}_4(\text{CH}_3\text{CN})_2]$ is reported; no preparation is given.⁶⁴⁰ The silylated pyridinethiols were used as ligands in Mo complexes in model studies for the N₂ reduction in Mo enzymes.

Furans were 2-triisopropylsilylated in the usual way via the 2-lithio derivative (^tBuLi/THF, -40°C , then TIPS-OTf).^{641,642} The TIPS group protected the adjacent furan double bond against hydrogenation (H₂/Rh) and the furan ring against oxidation (DDQ). In 2-TIPS-furan, photoaddition of aldehydes occurs

mostly at the free double bond with high stereoselectivity and regioselectivity (\rightarrow **309/310**, Scheme 117).⁶⁴³ TIPS is more efficient than TMS in this

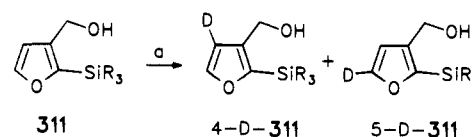
Scheme 117^a

^a (a) R'CHO, PhH, $h\nu$, K₂CO₃.

R ₃ Si	R'	309 : 310
TMS	Ph	2.5 1
TIPS	Ph	>20 1
TMS	Et	1.2 1
TIPS	Et	4.0 1

respect. The TIPS group was cleaved by ⁿBu₄NF^{642,644} or by HF in THF/MeCN.⁶⁴¹

A silyl group on C-2 of furan-3-methanol **311** was used to prevent complexation of ⁿBuLi to the ring oxygen, thereby retarding C-5 metalation (Scheme 118). Lithiation could thus be directed to the 4-position.

Scheme 118^a

^a (a) (1) 2.2 equiv of ⁿBuLi, DME, -20 or 0°C , 1 h; (2) MeOD, excess LiCl.

SiR ₃	temp, °C	4-D-311 : 5-D-311
TMS	-20 or 0	100 0
TBDMS	-20 or 0	100 0
TIPS	-20	100 0
TIPS	0	75 25

tion rather than to the normal 5-position.⁶⁴⁴

2-TIPS-furan- and thiophene-3-carboxylic acids were prepared from furan- and thiophene-3-carboxylic acid TIPS esters by anionic O \rightarrow C Si migration.⁴³⁹

2-TIPS-furans survive MnO₂, OsO₄, catalytic amounts of H₂SO₄/py-HTs in CH₂Cl₂, LAH,⁶⁴² chromatography on neutral Al₂O₃ or silica buffered with Et₃N.⁶⁴³

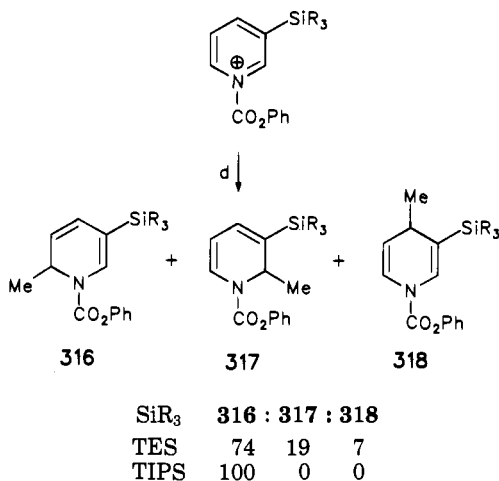
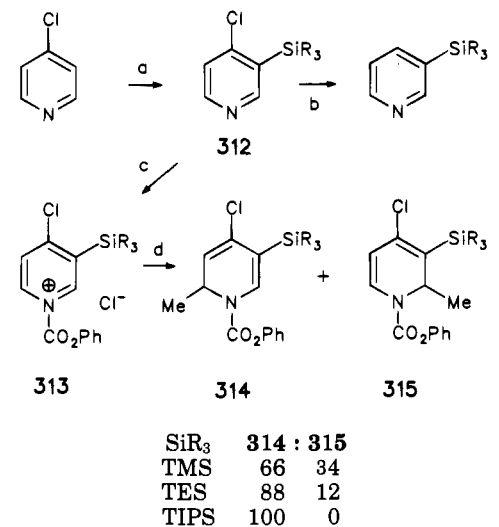
3-TIPS-furans were synthesized by a [3 + 2] annulation, see Scheme 97.⁵⁷⁵

2-TIPS-thiophene was prepared from 2-thienyllithium and TIPS-Cl.⁶⁴⁵

5-TIPS-pyrrole-2-carbaldehyde was obtained by lithiation/silylation (TIPS-OTf) of the dimer of 6-(dimethylamino)-1-azafulvene⁶⁴⁶ or by Br/Li exchange and silylation (TIPS-Cl) of 2-bromo-6-(dimethylamino)-1-azafulvene.⁶⁴⁷ The 4-TIPS isomer was obtained similarly from the dimer of 3-bromo-6-(dimethylamino)-1-azafulvene.⁶⁴⁸

The directing power of TIPS was exploited most fruitfully by Comins in 3-TIPS-pyridinium salts and 5-TIPS-1,2-dihydropyridines, providing access to a range of alkaloids mostly in enantiomerically pure form, such as the indolizidines elaeokanin A and C,^{649,650} septicine and tylophorine,⁶⁵¹ the quinolizidine alkaloids myrtine, lasubine I and subcosine I,⁶⁵² as well as porantheridine,⁶⁵³ sedamine,⁶⁵⁴ pumiliotoxin C,⁶⁵⁵ and solenopsin A.⁶⁵⁶

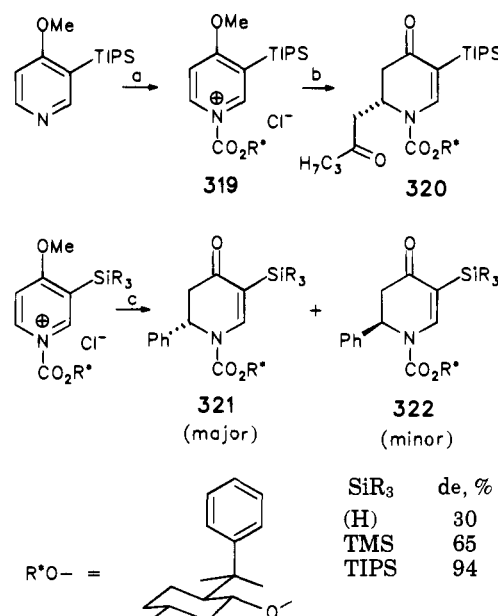
Thus, 2- or 4-chloropyridine was lithiated/silylated in position 3 (LDA, TIPS-Cl, directed lithiation, Scheme 119).⁶⁴⁹ The 4-chloro products **312** were

Scheme 119^a

^a (a) (1) LDA, THF, -78 °C; (2) R₃Si-Cl. (b) H₂, Pd/C. (c) PhOCOCl, THF, -78 °C. (d) MeMgCl, THF. (e) POCl₃, DMF, CH₂Cl₂.

converted into the *N*-phoxycarbonyl pyridinium salts **313** and then treated with Grignard reagents to give, in the case of SiR₃ = TMS or TES, mixtures of two regioisomeric 1,2-dihydropyridines **314/315**. For R₃Si = TIPS the reaction is completely regioselective, providing the product of Grignard attack away from TIPS, **314**. Likewise, when position 4 is free, addition of Grignard reagents gives mixtures of the two 1,2-dihydropyridines **316/317** and the 1,4-dihydropyridine **318** for R₃Si = TES, whereas 3-TIPS protects both its neighbor positions 2 and 4 giving rise to the 5-TIPS-2-alkyl-1,2-dihydropyridine **316** exclusively. These products can be substituted by the Vilsmeier-Haack reagent at position 3 cleanly.

In 1-(alkoxycarbonyl)-4-methoxypyridinium salts bearing a 3-TIPS group, **319** (Scheme 120), Grignard

Scheme 120^a

^a (a) R*OCOCl. (b) (1) 2-Pentanone, LDA, ZnCl₂, Et₂O/THF, -78 °C; (2) H₃O⁺, diastereoselectivity 92%. (c) PhMgCl, PhMe/THF -78 °C; (2) H₃O⁺.

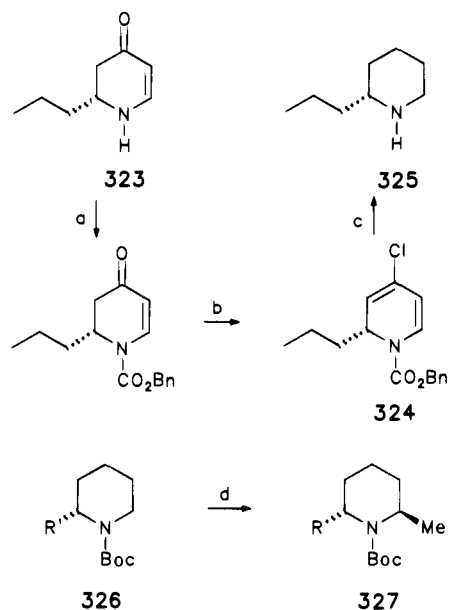
reagents or Zn enolates add to position 6 (away from TIPS) to produce 2,3-dihydro-4-pyridones **320-322** after acidic workup.^{653,654,657}

The true value of TIPS here, of course, is not in this regioselectivity, since in the absence of TIPS this problem would not exist. The value of TIPS is in its combined action with a chiral auxiliary group on N. Thus, if the substrate is chiral due to a chiral substituent on N, such as [(-)-(8-phenylmenthyl)-oxyl]carbonyl or its nor analog (Scheme 120),^{654,658} then the reaction becomes highly diastereoselective for SiR₃ = TIPS, not TMS. Probably TIPS as above screens the vicinal carbon atom, so that the nucleophile attacks the other carbon, on the side not blocked by the phenyl ring of the chiral auxiliary.^{657,659} The auxiliary can be cleaved and recovered (NaOMe or Na₂CO₃ in MeOH), thus producing chiral 5-TIPS-2-alkyl-2,3-dihydro-4-pyridones in high ee. These were used in the syntheses mentioned above. Recently the method was expanded in that both a new more efficient chiral auxiliary⁶⁶⁰ and a new position of attachment (4) were introduced.⁶⁶¹

To obtain such products without the help of TIPS, one would expect a highly efficient C₂-symmetric chiral auxiliary on N to be required. However, a surprisingly simple solution was found by Streith, using no silyl group and a nonsymmetric chiral auxiliary on N which allowed site and face differentiation through precomplexation with a Grignard reagent.⁶⁶²

A TIPS group on a dihydropyridine survives treatment with NCS/Ph₃P and with several acylating agents.⁶⁴⁹ The TIPS group can be removed from 5-TIPS-2-alkyl-1,2-dihydropyridines by HBr/HOAc in CH₂Cl₂,⁶⁴⁹ from 5-TIPS-2-alkyl-2,3-dihydro-4-pyridones by oxalic acid in MeOH,^{650,652} HBr/HOAc in CH₂Cl₂,⁶⁵³ or HCl in THF.⁶⁵⁴ The TIPS in 5-TIPS-2,3-dihydro-4-pyridones can be replaced by Br by treatment with py·HBr₃ in CH₂Cl₂.⁶⁵¹

Enantiopure 2-alkyl-2,3-dihydro-4-pyridones such as **323** can be converted into enantiopure 4-chloro-1,2-dihydropyridines (e.g. **324**) by the action of POCl_3/DMF (Scheme 121).⁶⁶³ The latter may be hydroge-

Scheme 121^a

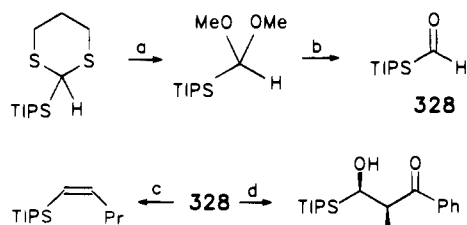
^a (a) (1) $n\text{BuLi}$; (2) BnOCOCl . (b) POCl_3/DMF , ClCHCCl_2 , room temperature. (c) H_2 , Pt/C, Pd/C. (d) (1) $s\text{BuLi}$, TMEDA; (2) Me_2SO_4 .

nated to enantiopure substituted piperidines. Using this chemistry (–)-coniine **325** was prepared. Enantiopure *N*-Boc-2-alkylpiperidines **326** can be lithiated and alkylated diastereoselectively *trans* in position 6 (→ **327**).⁶⁵⁶ This made possible the synthesis of (–)-solenopsin A by the TIPS-methoxy-pyridinium route.

E. Acyl TIPS Compounds

For the synthesis and chemistry of acylsilanes see recent reviews.^{402,664}

Formyl-TIPS (**328**) was synthesized from 2-TIPS-1,3-dithiane (Scheme 122)⁶⁶⁵ or from TIPS-CH(Bt)-

Scheme 122^a

^a (a) HgCl_2 , HgO , MeOH . (b) LiBF_4 , $\text{H}_2\text{O}/\text{MeCN}$. (c) Ph_3PCHPr , 98% *Z*. (d) (*Z*)-propiophenone Li enolate, >97% *syn*.

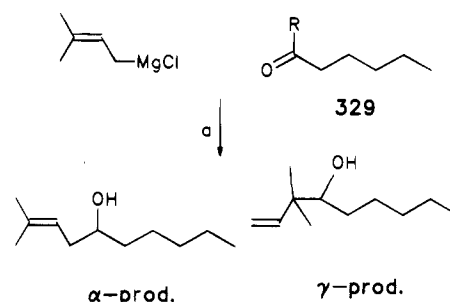
(Cb) (Bt = benzotriazolyl, Cb = carbazolyl).⁶⁶⁶ It is a reasonably stable greenish-yellow liquid, except that it ignites spontaneously when exposed to air. Otherwise its chemistry resembles that of a typical bulky aldehyde (e.g. Wittig and aldol reactions).

Acyl-TIPS compounds are usually prepared from the corresponding 2-alkyl-2-TIPS-1,3-dithianes.^{667,668} Acetyl-TIPS was obtained by silylation of (1-methoxyvinyl)lithium, followed by hydrolysis.⁵²⁷ Higher acyl-TIPS compounds were obtained by cuprate ad-

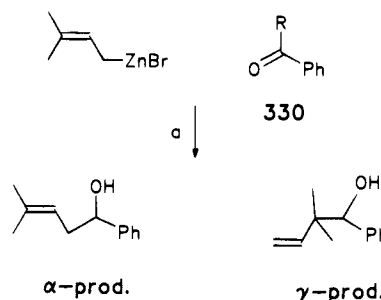
dition to the epoxide of vinyl-TIPS, followed by oxidation.⁶⁶⁹

Reduction of an acylsilane ($\text{BH}_3\cdot\text{Me}_2\text{S}$) gave the corresponding α -silyl alcohol. The reduction can be made enantioselective by using chlorodiisopinocampheylborane as the reagent.⁶⁷⁰

The problem of regioselectivity (α/γ -attack) in the reaction of allylic and propargylic organometallics with aldehydes was addressed using the help of TIPS in the electrophile (Scheme 123). While an aldehyde

Scheme 123^a

	R	α -product	γ -product
329a	H	<1	99
329b	TMS	2	98
329c	TIPS	87	13



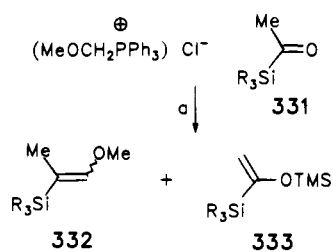
	R	α -product	γ -product
330b	TMS	90	10
330c	TIPS	>99	1

^a (a) (1) Et_2O or THF, 0 °C, 10–60 min; (2) H_2O ; (3) $n\text{Bu}_4\text{NF}$.

329a or an acyl-TMS compound **329b** reacted with the dimethylallyl Grignard reagent to give predominantly γ -products, the acyl-TIPS compound **329c** gave predominantly the α -product, derived from attack of the organometallic's less sterically encumbered α -position.^{667,668} Similar trends were found in the reaction of allyl-zinc reagents with benzoylsilanes **330**.

The low reactivity of the carbonyl C in acyl-TIPS may become a problem, in such a case acyl-TMS was a better choice.⁶⁷¹ The α -TMS homopropargylic alcohols resulting from addition of a propargyl metal reagent to an acyl-TMS can be desilylated by treatment with KO^tBu (1,2 Brook rearrangement) in presence of a OTBDPS group.⁶⁷¹

Protection of a carbonyl C by an adjacent TIPS group is also seen in the fact that acetyl-TIPS (**331c**) does not react with MeOCHPPH_3 , in contrast to the corresponding TES or TMS compounds **331a,b** (Scheme 124).⁶⁷² Compound **331c** instead forms the enolate, which can be trapped as 1-[(trimethylsilyloxy]-1-(triisopropylsilyl)ethene (**333c**).⁶⁷²

Scheme 124^a

^a (a) (1) $t\text{BuLi}$, THF, -90°C ; (2) **331**; (3) TMS-Cl.

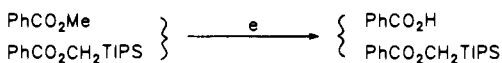
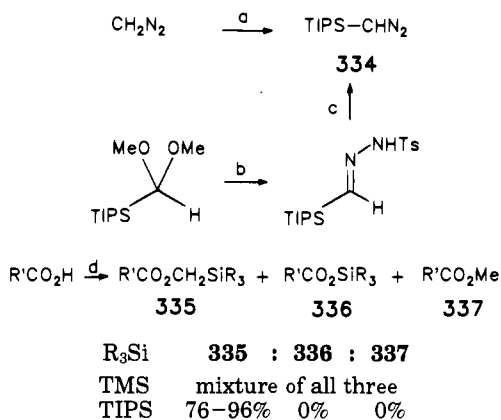
	R_3Si	332	333	332E/Z
331a	TMS	81%	—	76/24
331b	TES	69%	30%	84/16
331c	TIPS	—	sole product	—

The low reactivity of the carbonyl C in an acyl-TIPS was used to advantage by Lipshutz. Thus, an acyl-TIPS did not react when treated with $\text{Cp}_2\text{Zr}(\text{H})\text{Cl}$ (THF, room temperature, 30 min) or $\text{Me}_2\text{Cu}(\text{CN})\text{Li}_2$ (THF, -78°C), so that a $\text{C}\equiv\text{C}$ bond contained in the molecule could be hydrozirconated, a mixed higher order cuprate could then be formed and added in a 1,4 manner to an α,β -enone. Treatment with $n\text{Bu}_4\text{NF}$ then liberated the aldehyde.²⁵⁰ A TES analog could not be used for this chemistry due to carbonyl reduction by the Zr hydride.

For TIPS α -diketones see Scheme 105.

F. TIPS-Diazo Compounds

Silylated diazomethanes can be prepared from silylmethylmagnesium chlorides using a diazo transfer reagent or by direct silylation of CH_2N_2 by a silyl triflate in presence of a base.^{516,673} TIPS- CHN_2 **334** was prepared either by the latter method⁵¹⁶ or from the tosylhydrazone of formyl-TIPS using DBU (Scheme 125).⁶⁷⁴ It is a distillable, easily handled

Scheme 125^a

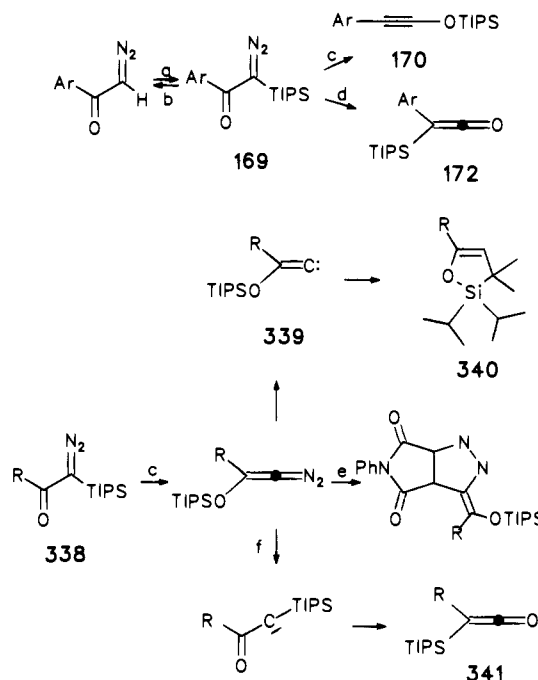
^a (a) $i\text{Pr}_2\text{NEt}$, TIPS-OTf, Et_2O , -20°C . (b) TsNHNH_2 . (c) DBU, THF, room temperature. (d) R_3SiCHN_2 , 100°C . (e) Aqueous LiOH , THF, 25°C , 3.5 h.

liquid, which can be used to cleanly prepare TIPS-methyl esters **335** ($\text{SiR}_3 = \text{TIPS}$) from acids. TMS-methyl esters **335** ($\text{SiR}_3 = \text{TMS}$) are formed as mixtures with TMS esters **336** ($\text{SiR}_3 = \text{TMS}$) and methyl esters **337**. TIPS-methyl esters are well-protected methyl esters. Thus, in a mixture of

methyl benzoate and TIPS-methyl benzoate the former was completely hydrolyzed by aqueous LiOH/THF , while the latter was completely recovered.⁶⁷⁴

Silyl diazomethanes can be deprotonated, and a phosphorus substituent may be introduced using a phosphorus chloride. Thermolysis of the phosphanyl silyl diazomethanes gives phosphanyl silyl carbenes which are relatively stable, long-lived, isolable species, but do show the typical carbene behavior.^{675,676}

Aryl and alkyl α -diazomethyl ketones are acidic enough to be deprotonated ($i\text{Pr}_2\text{NEt}$) and silylated ($\text{R}_3\text{Si-OTf}$). The silyl (even the TIPS) compounds **169** are extremely easily protodesilylated, e.g. by MeOH (Scheme 126, see also Scheme 57).⁴²⁷ The aryl TIPS-

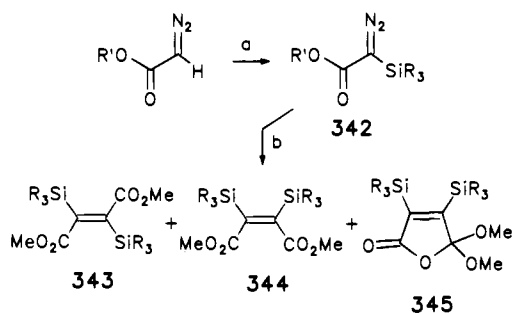
Scheme 126^a

^a (a) $i\text{Pr}_2\text{NEt}$, TIPS-OTf. (b) MeOH . (c) Heat. (d) $h\nu$. (e) *N*-Phenylmaleimide. (f) $h\nu$ or Cu(I) .

diazomethyl ketones can be thermally transformed into alkynyl TIPS ethers **170** (isolable and even distillable), or they can be photochemically rearranged into TIPS ketenes **172**.^{267,427} Alkyl TIPS-diazomethyl ketones **338**, on the other hand, thermally rearrange to 1-oxa-2-sila-cyclopent-4-enes **340** in what is probably a carbene insertion into a CH bond of an alkyl residue on Si, occurring in an alkylidenecarbene **339**.²⁶⁷ The alkylidenecarbenes are formed from the starting material by thermal 1,3 $\text{C}\rightarrow\text{O}$ Si migration followed by loss of N_2 . The intermediate (silyloxy)diazoalkenes could be trapped by dipolarophiles.²⁶⁸ Photochemically or under Cu^{I} catalysis alkyl TIPS-diazomethyl ketones **338** undergo Wolff rearrangement to TIPS ketenes **341**.⁶⁷⁸

α -Diazocarboxylic acid esters and α -diazophosphonic acid esters are C-silylated by the reagent combination $\text{R}_3\text{Si-OTf}/i\text{Pr}_2\text{NEt}$, $\text{SiR}_3 = \text{TMS}$, TBDMS, TIPS (\rightarrow **342**, Scheme 127).⁶⁷⁹ Transesterification to a silyl ester competes in the case of *tert*-butyl esters.

The Cu^{I} - and Rh^{I} -catalyzed decomposition of silyl diazoacetic acid esters was studied in some detail.⁶⁸⁰ The TIPS derivative **342d** ($\text{R}' = \text{Me}$, $\text{SiR}_3 = \text{TIPS}$),

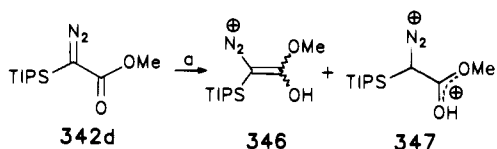
Scheme 127^a

^a (a) ⁱPr₂NEt, R₃Si-OTf. (b) (R' = Me) CuOTf, PhMe, room temperature.

	SiR ₃	343 : 344 : 345		
342a	TMS	51%	8%	—
342b	TES	36%	—	36%
342c	TBDMS	40%	—	40%
342d	TIPS	—	—	31%

in contrast to all the others, was not decomposed by Rh catalysts. Under Cu^I triflate catalysis **342a–c** led to the expected fumaric and maleic acid esters **343/344**, together with a formal carbene dimer of the unusual structure **345**, which was the sole product from **342d**. A cycloaddition between the intermediate methoxy silyl ketene and the diazonium enolate of the starting material was proposed to account for this product.

Methyl α -TIPS- α -diazoacetate (**342d**, Scheme 128)

Scheme 128^a

^a (a) FSO₃H, SO₂.

was dissolved in superacids at low temperature, to give products of both O-protonation, **346**, and C,O-diprotonation, **347**. Since TIPS is not prone to be attacked by nucleophiles, and the medium (purified FSO₃H/SO₂) was not a good fluoride source, both these primary products were rather persistent and directly observable by NMR at -75 °C.⁶⁸¹

G. Miscellaneous C-TIPS Compounds

For preparation and reactions of TIPS-CN see the references.^{41,50,682–684}

α -TIPS ketones were prepared by anionic 1,3 O→C Si rearrangement from TIPS enol ethers.³⁷⁹

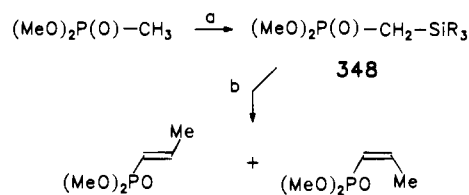
α -TIPS aldehydes were obtained by rearrangement of TIPS epoxides effected by treatment with silica gel in boiling toluene.⁵³² The TIPS epoxides were prepared from vinyl-TIPS and *m*-CPBA.⁵⁷²

α -TIPS carboxylic acid esters were prepared by thermal 1,3 O→C Si migration (200 °C) in TIPS ketene acetals obtained by O-silylation of esters,^{456b} or by alcoholysis of TIPS ketenes which are formed on irradiation of α -TIPS α -diazomethyl ketones.⁶⁷⁸

An α -TIPS lactone was obtained on oxidation of a 2-TIPS furan by DDQ.⁶⁴²

In contrast to carboxylic acid esters, phosphonic acid esters are C-silylated by treatment with LDA

and R₃Si-Cl (→ **348**, Scheme 129). Triisopropylsily-

Scheme 129^a

^a (a) (1) LDA, THF, R₃Si-Cl. (b) (1) LDA, THF, CH₃CHO, from -80 °C to room temperature; (2) H₂O.

	R ₃ Si	E : Z	
348a	TES	50	50
348b	TBDMS	45	55
348c	TIPS	90	10

lation could be effected in the case of methanephosphonic acid esters, but not for the higher homologs, which could be silylated by smaller R₃Si-Cl.^{685,686} The Peterson reaction of α -silylmethanephosphonic acid esters with acetaldehyde is stereoselective for the TIPS derivative **348c** in contrast to the TES or TBDMS analogs **348a,b**.⁶⁸⁵ A phosphinic acid ester allyl-P(Ph)(O)OR was likewise lithiated (LDA) and silylated (TIPS-OTf) on carbon.⁴⁴⁵

An α -thiophosphinoyl- α -TIPS-ketene was obtained from the reaction of a thiophosphinoyl ethoxyacetylene with TIPS-I.⁶⁸⁷

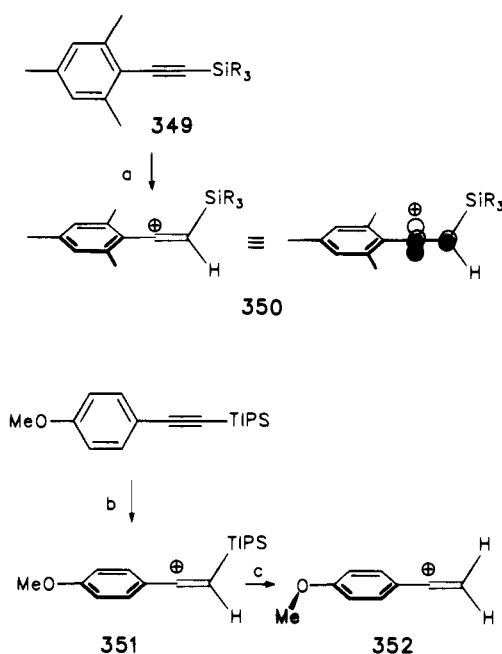
TIPS-acylcarbenes are postulated as intermediates on irradiation of α -TIPS α -diazomethyl ketones in benzene.⁶⁷⁸ They rearrange to isolable α -TIPS-ketenes **341** (Scheme 126).

TIPS-phosphanylcarbenes were obtained as isolable compounds by thermolysis (25–35 °C) of the corresponding diazo compounds which were prepared from TIPS-diazomethane by lithiation and phosphanylation.^{675,676} Interestingly, the behavior of the TMS- and the TIPS-phosphanylcarbene is essentially identical.

For β -Si-stabilized alkyl cations see Scheme 81.

TIPS served well in stabilizing otherwise elusive cations. Thus, persistent β -silyl stabilized α -aryl vinyl cations **350** were generated by protonation of 2-silyl-substituted 1-mesitylalkynes **349** with FSO₃H/SbF₅ in SO₂ClF/SO₂F₂ at -130 °C (Scheme 130). Their ¹³C NMR spectra were interpreted in terms of β -Si hyperconjugation.⁶⁸⁸ The TIPS-substituted species is more persistent than e.g. the TMS analog. Nevertheless, the TIPS-substituted *p*-anisyl vinyl cation **351**, prepared similarly at -130 °C, loses the silyl group at above -115 °C by attack of even the weak nucleophiles present in this superacidic solution.⁵⁷⁸ The cleanly formed product is the 2-unsubstituted aryl vinyl cation **352**, in which rotation about the aryl-O bond is slow on the NMR time scale, giving rise to two signals for the *ortho* and two for the *meta* positions. This phenomenon was explained by the increased electron demand in cation **352** not stabilized by a SiR₃.

2-Adamantyl radicals bearing a silyl group at an α -carbon were prepared from *exo*-methyleneadamantane, TMS-H or TIPS-H, and di-*tert*-butyl peroxide under irradiation in cyclopropane.⁶⁰ Their ESR spectra were recorded, and the hyperfine splitting values were compared to theoretical ones.

Scheme 130^a

^a (a) FSO₃H, SbF₅, SO₂ClF, SO₂F₂, -130 °C. (b) FSO₃H, SbF₅, SO₂ClF, SO₂F₂, CD₂Cl₂, -130 °C. (c) -115 °C.

Trialkylsilyl radicals were added to C₆₀. In TMS-C₆₀[•] and even ^tBu₃Si-C₆₀[•] rotation about the fullerene-Si bond is unhindered on the NMR time scale.⁶⁸⁹ The same is true for TES-C₆₀[•] and TIPS-C₆₀[•], in which however rotation about Si-C_{alkyl} is frozen at or slightly above room temperature.

VII. Miscellaneous TIPS Compounds

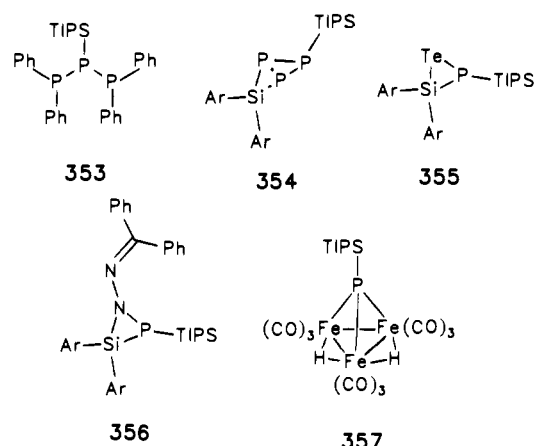
Triisopropylsilyl mercaptan, TIPS-SH, was prepared from H₂S, ⁿBuLi, and TIPS-Cl. Its potassium salt, TIPS-SK, is alkylated by primary or secondary R-X to provide alkyl TIPS sulfides which when desilylated (ⁿBu₄NF) and alkylated (R'-X) provide access to unsymmetrical sulfides RSR'.⁶⁹⁰ TIPS-SK can be used to prepare vinyl and aryl sulfides by coupling with vinyl and aryl halides under Pd catalysis.

Na₂S was silylated using TIPS-I. The product, bis-(TIPS) sulfide, was also obtained from the disilane (TIPS)₂ and SF₆.⁴⁹ The ^tBu₃Si analog which could not be obtained from ^tBu₃Si-I was generated from H₂S and 1,3-bis(^tBu₃Si)triazene.⁶⁹¹

Allyl mercaptan was S-silylated by TIPS-OTf (benzene, Et₃N, 0 °C, 90%).⁴³ The product on metalation (^sBuLi) suffered rapid 1,2 S→C Si migration.

4-(TIPS)thio-substituted styrene was polymerized.^{692,693}

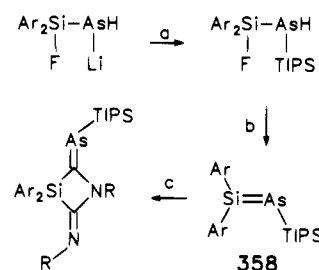
TIPS on a P atom was used for kinetic stabilization of highly reactive systems such as a P₃ chain, **353**,³⁴ a 1,2,3-triphospha-4-silabicyclo[1.1.0]butane **354**,⁶⁹⁴ a telluraphosphasilirane **355**,²⁴ an azaphosphasiliridine **356**,⁶⁹⁵ or a Fe₃P cluster **357** (Scheme 131).⁶⁹⁶ The latter TIPS compound is much more stable than the usual P-TMS compounds, e.g. it can be chromatographed. The silyl group is cleaved by ⁿBu₄NF in CH₂Cl₂ or by unusual reagents such as [(Ph₃P)₂N]Cl, whereas ⁿBu₄NF in THF deprotonates **357**. Further P-TIPS cleaving reactions with conservation or modification of the Fe₃P cluster were reported recently.^{697,698}

Scheme 131^a

^a Ar = 2,4,6-ⁱPr₃-C₆H₂.

TIPS on an As atom is found in the As analog of **355**.²⁴

A kinetically stable compound with a Si=As double bond ("arsasilene") was prepared, **358**, with a TIPS protecting group on the As introduced by silylation of a As-Li intermediate (Scheme 132).²⁴ Compound

Scheme 132^a

^a Ar = 2,4,6-ⁱPr₃-C₆H₂. (a) TIPS-OTf. (b) (1) ⁿBuLi, hexane/THF; (2) PhMe, 90 °C. (c) 2 RNC, -80 °C.

358 (or its phosphorus analog) reacts with isocyanides to form silaazacyclobutanes with an exocyclic =As-TIPS (or =P-TIPS) group.⁶⁹⁹ With hexane-1,6-diisocyanide a macrocyclic "dimer" is formed.⁷⁰⁰ Further reactions of **358** are reported in ref 701.

The silylarsane TIPS-AsH₂ was lithiated (^tBuLi) and reacted with ^tBuGeF₃ and ^tBuLi to give a crystalline As₆Ge₂Li₆ cluster which is completely surrounded by ^tBu and TIPS groups via Ge-C and As-Si bonds.⁷⁰²

Disilenes stabilized by bulky silyl groups were prepared by reductive coupling of dibromosilanes (lithium naphthalene or Na), e.g. (TIPS)₂SiBr₂ → (TIPS)₂Si=Si(TIPS)₂. The product in the solid state is yellow; it shows no twisting of the Si=Si bond (dihedral angle TIPS-Si-Si-TIPS 0°), but the TIPS groups at Si(1) are tilted 10°, those at Si(2) 10° in the opposite direction out of the formal Si₆ plane. In solution the material is deep-red, probably due to twisting. The (TBDMS)₄ and (ⁱPr₂MeSi)₄ analogs have interestingly different properties.⁷⁰³

A Rh-TIPS bond was formed by irradiation in TIPS-H of (η⁵-C₅H₅)(Me₃P)Rh(η²-C₆F₆) to result in (η⁵-C₅H₅)(Me₃P)Rh(TIPS)H.⁷⁰⁴

Species which are claimed to come close to a free ⁱPr₃Si⁺ (silylium or silicenium) ion were obtained in condensed phase from TIPS-H and hydride abstract-

ing reagents of the trityl type, using exotic extremely weakly coordinating anions. Their nature is controversially discussed.⁷⁰⁵⁻⁷⁰⁸ $t\text{Bu}_3\text{SiH}$ in contrast reacted sluggishly with the trityl salt resulting in a complex product mixture.^{708,709}

$^i\text{Pr}_3\text{Si}^\cdot$ and $t\text{Bu}_3\text{Si}^\cdot$ radicals were observed ESR spectroscopically,^{710,711} as well as the corresponding radical cations $\text{R}_3\text{SiH}^{+\cdot}$.^{712,713} For the role of $^i\text{Pr}_3\text{Si}^\cdot$ in the preparation of benzyl-TIPS see the section on TIPS alkanes.⁵⁵⁶

VIII. 1,*n* TIPS Migrations

TIPS, like other trialkylsilyl groups, can migrate between different nucleophilic sites in a molecule under anionic conditions even at -78°C .⁷¹⁴ The reactions are assumed to involve nucleophilic attack at Si to produce a pentacoordinate Si intermediate or transition state. As can be expected for such a mechanism, TIPS is definitely less prone to the reaction than other less bulky R_3Si groups, e.g. TBDMS.^{74,77,306,308,529,682,715} A nice demonstration of the differing migratory aptitudes of the various R_3Si groups is seen in inter- and intramolecular concurrence reactions.²⁰¹

As a rule, these reactions are intramolecular rearrangements, as can be inferred from the observation that the migration termini have to be geometrically close to one another,⁴⁷⁶ and as was amply demonstrated by crossover experiments.^{202,379,439,528,538,563,716,717}

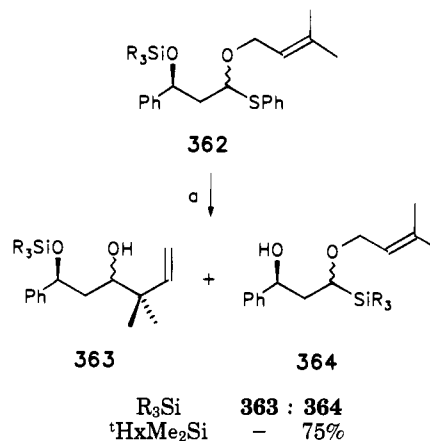
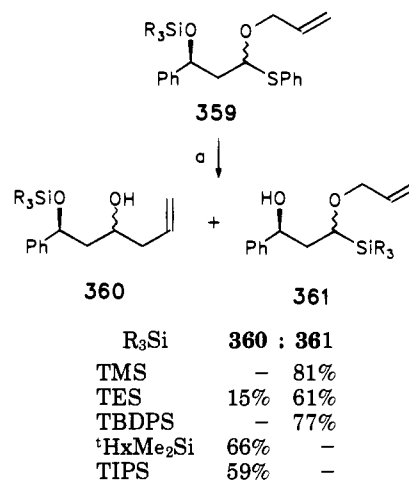
For TMS the reaction is often not observed since the Si in this group is open to attack by an external nucleophile (intermolecular attack), resulting in loss of TMS.^{528,716,718}

Several such reactions are of considerable synthetic value for particular classes of silanes.

The composition of the product mixtures can be controlled both by the reactivity of the SiR_3 group (kinetic control) and by the relative stabilities of the anionic species under the given conditions (thermodynamic control). The counterion and the solvent can greatly influence the equilibrium. Thus Keay found a 1,4 O→C Si migration when silyl ethers of 3-(hydroxymethyl)furans or -thiophenes were treated with $^n\text{BuLi}/\text{THF}/\text{HMPA}$ at -20°C , but not in the absence of HMPA.⁷¹⁶ Exactly the reverse reaction was observed on treatment of the C-silyl alcohols with NaH in DMF or KH in THF, but not with RLi or RMgBr in THF.²⁰² Similarly, 1,4 O→C or 1,4 C→O Si migrations occurred depending on conditions (MeLi/THF or NaH/DMF).⁵²⁹ For the C→O direction catalytic amounts of NaH are sufficient, since the carbanion produced by Si migration deprotonates the OH function in another alcohol molecule. TBDMS migrates 1,6 O→O in Na/liquid NH_3 , but not in Li/liquid NH_3 .²¹¹ Interestingly, a 1,11 O→O Si migration was observed for Et_2^iPrSi , but not for TIPS.⁷⁴

An interesting case of concurrence between 1,4 O→C Si migration and [2,3] Wittig rearrangement undergone by the same kind of organometallic species, made by reductive C-S cleavage in **359/362**, was observed by Brückner (Scheme 133). When the trialkylsilyl group was highly hindered (TIPS, $^t\text{HxMe}_2\text{Si}$), the Wittig rearrangement won (→ **360**), when on the other hand the Si was more susceptible to nucleophilic attack (TMS, TBDPS), or when the

Scheme 133^a



^a (a) (1) Li-naphth, THF, -78°C ; (2) H_2O .

Wittig rearrangement was slowed down by additional substitution in the allyl ether (**362**), then (even for Me_2^tHxSi) the Si migration was faster (→ **361,364**).⁷¹⁵

Specifically, the following types of anionic 1,*n* Si migrations were observed for TIPS:

1,2 O→C: [α -(Silyloxy)alkyl]stannane → (α -hydroxyalkyl)silane;⁷¹⁷ TIPS allyl ether → 1-TIPS allyl alcohol, on reaction with 2 equiv of $^s\text{BuLi}$ in THF at -78°C .⁴³ Similarly **1,2 S→C**: TIPS allyl sulfide → 1-TIPS allyl mercaptan (1.2 equiv of $^s\text{BuLi}$ in THF/HMPA at -78°C).⁴³

1,3 O→C: Aryl silyl ether → 2-silylphenol;^{308,312,638} silyl enol ether → α -silyl ketone (the reverse reaction can be induced thermally).^{43, 379}

1,4 O→C: γ -Silyloxyalkyl phenyl sulfide → (γ -hydroxyalkyl)silane;⁵²⁸ 3-[(silyloxy)methyl]furan → 3-(hydroxymethyl)-2-silylfuran;⁷¹⁶ silyl ester of furan-3-carboxylic acid → 2-silylfuran-3-carboxylic acid;⁴³⁹ (*Z*)-3-iodoallyl silyl ether → (*Z*)-3-silylallyl alcohol;⁵⁶³ (*Z*)-3-stannylallyl silyl ether → (*Z*)-3-silylallyl alcohol;⁵²⁹ *cis*-1-stannyl-2-[1-(silyloxy)alkyl]cyclopropane → *cis*-1-silyl-2-(1-hydroxyalkyl)cyclopropane;⁵²⁹ secondary allyl silyl ether → β -silyl ketone.⁷⁹

1,3 C→O: Li salt of 2,2-dibromo-2-silyl-1-phenylethanol → 2-lithio-2,2-dibromo-1-phenylethyl silyl ether.⁵³¹

1,4 C→O: Tricarbonylchromium complex of *o*-silyl-1-phenylethanol → complex of 1-phenylethyl silyl ether;^{633,634} 3-(hydroxymethyl)-2-silylfuran → 3-[(si-

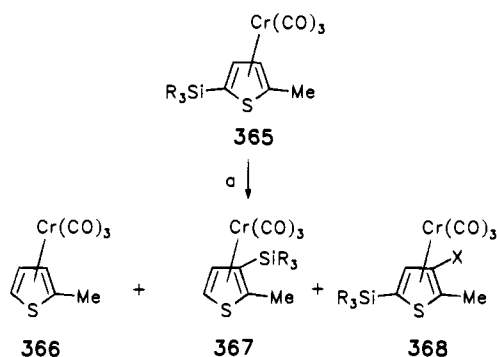
lyloxy)methyl]furan,²⁰² (*Z*)-3-silylallyl alcohol → allyl silyl ether.⁵²⁹

1,4 O→O: 1,2-Diol 1-TIPS-ether → 1,2-diol 2-TIPS ether (such reactions are common for TBDMS ethers^{65,301}),^{77,87} In triisopropylsilylated ribonucleosides no TIPS migrations between 2'-O and 3'-O were found in dry aprotic solvents,^{70,296,302} except under severe conditions.⁷¹⁹

1,3 C→N: α-Silylcyanohydrin → *N*-silyl enamine (1,4 O→N Si migration was found for some R₃Si, but not for TIPS).⁶⁸²

1,2 N→C: 2-Bromo-*N*-TIPS-pyrrole → 2-TIPS-pyrrole;⁴⁷⁶ *N*-TIPS gramine → 2-TIPS-gramine.⁴⁸⁰

As an exception, intermolecular anionic Si migrations were observed in the (2-silyl-5-methylthiophene)-chromium(0) tricarbonyl complexes **365** on treatment with ^tBuLi (Scheme 134). The less hindered silyl

Scheme 134^a

^a (a) (1) ^tBuLi, THF, -78 °C, 3 h; (2) H⁺.

R ₃ Si	366 : 367 : 368 (X = H) : 368 (X = SiR ₃)
TMS	80% - - -
TES	51% 27% - -
IPDMS	30% 59% - 11%
TBDMS	- - 90% [†] -
TIPS	- - 95% -

[†] D₂O workup gave the same product with X = D, ca. 70%.

groups TMS, TES, and IPDMS are open to intermolecular attack by ^tBuLi, resulting in desilylation (→ **366**), and by the 4-Li derivative, resulting in 1,3 C→C Si migration (→ **367** and **368**). In contrast, the bulky TBDMS and TIPS groups cannot be attacked intermolecularly, and since intramolecular attack by the lone pair in position 4 is likewise impossible for geometric reasons, in these cases the 4-Li derivative is persistent, it can be trapped by an electrophile such as D₂O (→4-D-**365**).⁶⁴⁵

Cationic 1,2 C→C Si migrations (analogs of Wagner-Meerwein) are well known.^{682,714} With silyl = TIPS such steps play a key role in Knölker's and Danheiser's syntheses of silylcyclopentenes and -cyclopentanes from propargyl- and allylsilanes^{530,541-543} and of furans from allenylsilanes,⁵⁷⁵ see also the section on allylsilanes.

A 1,4 O→O TIPS migration is involved in a one-carbon ring expansion reaction of 1-[(triisopropylsilyl)oxy]cycloalkanecarboxaldehydes under the action of Lewis acids.⁹²

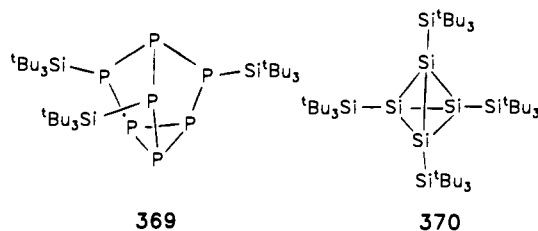
Of course, thermal Si migrations are also known. For TIPS thermal 1,3 O→C and 1,3 C→O Si rearrangements were observed (*O*-silyl ketene acetal → α-silyl-acetic acid ester,^{456b} α-diazo-α-silyl ketone →

1-diazo-2-(silyloxy)alkene^{268,431}) as well as 1,3 N→O Si migrations (*N*-silylformanilide → *O*-silyl formimide,⁷²⁰ for smaller R₃Si the opposite direction was observed). Also known are the following: 1,2 N→N;⁴³¹ 1,2 N=C;⁶⁸³ 1,2 P→C;⁷⁰¹ 1,2-O→C;⁷²¹ 1,5 O→N;²⁶⁸ other O→N.⁴³¹

IX. Other Bulky Silyl Groups

With TIPS being a useful group due to its bulkiness, resulting in durability and useful directing effects, even stronger effects can be expected for even bulkier silyl groups, e.g. tri-*tert*-butylsilyl, the logical completion of the series. This group, which is sometimes called "supersilyl",⁷²² has found two uses in chemistry: In elementorganic chemistry it serves as a stabilizing group allowing isolation of otherwise unstable compounds, e.g. containing unusual bond types,⁷²³⁻⁷²⁸ unusual oxidation states, e.g. Al^I in (AlSi^tBu₃)_x,⁷²⁹ or interesting cage systems such as the P₇ cage **369**⁷³⁰ or the Si₄ tetrahedron **370** (Scheme 135).⁷³¹

Scheme 135



In organometallic chemistry the corresponding silanolate ("silox"), silyl amide or silyl imide are used as inert bulky ligands.⁷³²⁻⁷⁴⁶ The potential value of the ^tBu₃Si group is clearly seen in the facts that ^tBu₃SiCl, in contrast to most other triorganosilyl chlorides, does not react with NaBF₄,⁷⁴⁷ and that the cation radical ^tBu₃SiH⁺ is an observable species.⁷¹³

However, there seem to be no applications of ^tBu₃Si in preparative organic chemistry. (For an exception, hydrogenation of C=C by ^tBu₃SiH, see reference 748a. The ^tBu₃Si group here is not incorporated into the organic compound.) This can be traced to three reasons.

(i) Until recently the ^tBu₃Si group was not easily made. Along with ^tBuLi its synthesis either required SiF₄ or SiHF₃ as starting materials, or using SiHCl₃ an intermediate fluorination step was needed.^{468,727,749}

(ii) ^tBu₃Si is not easily introduced into an organic molecule by silylation. The silyl chloride,⁷⁵⁰ iodide,⁷⁵¹ perchlorate,⁷⁵² and triflate^{723,751,753} are all rather unreactive compounds, long reaction times under harsh conditions are required to produce the ^tBu₃Si ether even of methanol. This compound can be prepared using 1,3-bis(tri-*tert*-butylsilyl)-triazene.⁶⁹¹ The trifluoroacetate ^tBu₃SiOCOCF₃ reacts with MeOH under *O*-acyl cleavage to produce ^tBu₃SiOH.⁷⁵⁴ Therefore special methods had to be used for the preparation of ^tBu₃Si compounds.^{755,756} Now with ^tBu₃Si-OTf readily available in one simple step from a commercial material, these problems should be somewhat alleviated.⁷⁵³

(iii) A ^tBu₃Si ether, prepared by hydrosilylation of a C=O double bond, is not easily cleaved, instead

elimination of silanol or substitution of silanolate prevail.^{748b}

Therefore very few organic compounds containing ${}^t\text{Bu}_3\text{Si}$ exist. Two such compounds, ${}^t\text{Bu}_3\text{SiC}\equiv\text{CNO}_2$ ⁶¹¹ and *cis*-2-(tri-*tert*-butylsilyl)-3-methyloxirane^{572a} are referenced, but in the original papers cited,^{610,572b} their preparation is in fact not described. Instead the latter paper deals with *cis*-2-(trimethylsilyl)-3-*tert*-butyloxirane. A third such compound, ${}^t\text{Bu}_3\text{SiCO-CH}_3$, is reported not to be reduced by (-)-*B*-chlorodiisopinocampheylborane, but no source, preparation, property, reaction, or reference is given.⁶⁷⁰ Therefore it may be suspected that the compound not reacting with the borane was actually $\text{Me}_3\text{Si-CO-}{}^t\text{Bu}$.

Another very hindered silyl group, ${}^t\text{Bu}_2{}^c\text{PnSi}$, can be introduced into primary and secondary alcohols by silylation with the corresponding cyclopentannulated silirane in the presence of KF and 18-C-6.⁷⁵⁷ The reagent is prepared from ${}^t\text{Bu}_2\text{SiCl}_2$, cyclopentene, and Li in THF under ultrasound irradiation.⁷⁵⁸ Nothing is known about the chemistry of this group. The silanes ${}^t\text{Bu}_2{}^s\text{BuSiH}$ and ${}^t\text{Bu}_2{}^c\text{HxSiH}$ can be prepared from di-*tert*-butyl-siliranes which are obtained from ${}^t\text{Bu}_2\text{SiCl}_2$, Li, and butene or cyclohexene, respectively. From ${}^t\text{Bu}_2{}^s\text{BuSiH}$, a trityl borate and a nitrile a stable silylnitrilium salt can be obtained which reacts with alcohols ROH to the corresponding silyl ethers ${}^t\text{Bu}_2{}^s\text{BuSi-OR}$.⁷⁰⁹

${}^t\text{Bu}_2\text{MeSi}$ (DTBMS)⁷⁵² was used to prepare stable alkynyl ethers,²¹³ to provide carboxylic acid silyl esters that were not reduced by LiR_3AlH and were not cleaved by py-HOTs in warm EtOH, and to prevent 1,4 addition of MeLi to a β -silyloxy α,β -unsaturated ketone.⁷⁵⁹

${}^t\text{Bu}^i\text{Pr}_2\text{Si}$ is mentioned in a Japanese patent.⁷⁶⁰

Tricyclohexylsilyl found no use in synthesis.⁴⁰

Two silyl groups similar to TIPS, but containing an aromatic group, were prepared, [1-(5-dimethylamino)naphthyl]diisopropylsilyl⁵⁵ and 4-biphenyl-diisopropylsilyl (BDIPS).⁵⁸⁵ Their chemistry is similar to that of TIPS, and substances containing these groups are fluorescent and therefore easily detected. A photoremovable version of TIPS, (hydroxystyryl)-diisopropylsilyl (HSDIS), was recently proposed.⁷⁶¹

A silyl group less bulky than TIPS, Et_2PrSi (DEIPS), has properties sufficiently different from TBDMS,⁷⁶² and as such found some applications in synthesis.^{74,131,763} DEIPS-OTf quantitatively silylated a tertiary alcohol.⁷⁶⁴

The hexyldimethylsilyl group is a slightly enlarged version of TBDMS. The corresponding silyl chloride is more easily made and handled than TBDMS-Cl. Hexyldimethylsilyl derivatives are generally 2–3 times slower in desilylation than the corresponding TBDMS derivatives.⁷⁶⁵

A slightly diminished version of TBDMS, ${}^i\text{PrMe}_2\text{Si}$ (IPDMS), was seldom used.³¹⁴

The sila analog of TBDMS, Si_2Me_5 , recently proved to be a useful precursor of a tertiary OH function.⁷⁶⁶

TBDPS is a valuable protective group for primary amines⁴⁷⁰ and for primary and secondary alcohols.^{65,767} However, O-TBDPS is not completely stable toward catalytic hydrogenation, thus inadvertently it was reduced to O- ${}^t\text{Bu}^c\text{Hx}_2\text{Si}$ when treated with $\text{H}_2/\text{Pd}(\text{OH})_2/\text{C}$.¹⁶² Another disadvantage of TB-

DPS is that the triflate is not available, since an aryl group is easily exchanged on treatment of an arylsilane with triflic acid.⁴⁵

The group ${}^i\text{Pr}_2\text{Si}$ – was recently used as a linker in place of ${}^i\text{PO}_2^-$ – in oligonucleotide analogs,⁷⁶⁸ and as a clamp to prevent epimerization on lithiation of a 1-silyl epoxide (ring formation between the anionic C and a nearby tertiary alcohol function).^{769,572} $\text{Cl}^i\text{Pr}_2\text{Si}$ – on a polystyrene resin was used to link oligosaccharides to a solid support in the synthesis of blood group determinants.^{257b}

X. Conclusion

It is shown in this review that after several years of an induction period,⁷⁷⁰ the use of TIPS has rapidly increased in recent years. The bulkiness of TIPS seems to be of the correct magnitude as to exhibit a good compromise between useful steric effects on the one hand, and ease of introduction and removal on the other. It cannot be overlooked, however, that there are more effects than explanations, and more ad hoc rationalizations than true insight. Predictions on the role of TIPS compared to other silyl groups in a particular reaction are almost never made. This cannot come as a surprise, remembering that even a selectivity reversal of, say, from 5:1 to 1:5 corresponds to a $\Delta\Delta\Delta G^\ddagger$ of less than 2 kcal/mol at room temperature, or less than 1.3 kcal/mol at -78°C . Anyway, the difference often found in the behavior of TIPS-containing compounds to those containing more traditional silyl groups such as TBDMS, combined with the fact that TIPS is easily available (it is not even more expensive than TBDMS), render the prediction safe that use of this group and relatives will on many occasions in the future help synthetic chemists in achieving their evermore demanding goals.

XI. References

- (1) Pierce, A. E. *Silylation of Organic Compounds*; Pierce Chemical Co.: Rockford, 1968. Sommer, L. H. *Stereochemistry, Mechanism and Silicon*; McGraw-Hill: New York, 1965.
- (2) (a) Corey, E. J.; Venkateswarlu, A. *J. Am. Chem. Soc.* **1972**, *94*, 6190. (b) Stork, G.; Hudrlik, P. F. *J. Am. Chem. Soc.* **1968**, *90*, 4462; 4464.
- (3) Ogilvie, K. K.; Sadana, K. L.; Thompson, E. A.; Quilliam, M. A.; Westmore, J. B. *Tetrahedron Lett.* **1974**, 2861.
- (4) Ogilvie, K. K.; Thompson, E. A.; Quilliam, M. A.; Westmore, J. B. *Tetrahedron Lett.* **1974**, 2865.
- (5) The divalent group ${}^i\text{Pr}_2\text{Si}(\text{O}(\text{Si}^i\text{Pr}_2))$ –, sometimes also referred to as TIPS, is not a subject of the present review. For a leading reference see: Ziegler, T.; Eckhardt, E.; Pantkowski, G. *J. Carbohydr. Chem.* **1994**, *13*, 81.
- (6) Allen, A. D.; Charlton, J. C.; Eaborn, C.; Modena, G. *J. Chem. Soc.* **1957**, 3668.
- (7) Cunico, R. F.; Bedell, L. *J. Org. Chem.* **1980**, *45*, 4797.
- (8) Corey, E. J.; Cho, H.; Rücker, Ch.; Hua, D. H. *Tetrahedron Lett.* **1981**, *22*, 3455.
- (9) Corey, E. J.; Rücker, Ch. *Tetrahedron Lett.* **1982**, *23*, 719.
- (10) For reviews on activating and directing effects of silicon, see: Hwu, J. R.; Wang, N. *Chem. Rev.* **1989**, *89*, 1599. Bassindale, A. R.; Taylor, P. G. In *The Chemistry of Organic Silicon Compounds*; Patai, S., Rappoport, Z., Eds.; Wiley: Chichester, 1989; Chapter 14.
- (11) Cartledge, F. K. *Organometallics* **1983**, *2*, 425.
- (12) MacPhee, J. A.; Panaye, A.; Dubois, J.-E. *Tetrahedron* **1978**, *34*, 3553.
- (13) Shimizu, N.; Takesue, N.; Yamamoto, A.; Tsutsumi, T.; Yasuhara, S.; Tsuno, Y. *Chem. Lett.* **1992**, 1263.
- (14) Shimizu, N.; Takesue, N.; Yasuhara, S.; Inazu, T. *Chem. Lett.* **1993**, 1807.
- (15) Tolman, C. A. *Chem. Rev.* **1977**, *77*, 313.

- (16) Imyanitov, N. S. *Sov. J. Coord. Chem. (Engl. Transl.)* **1985**, *11*, 663; *Chem. Abstr.* **1986**, *104*, 101126s.
- (17) Panek, J. S.; Prock, A.; Eriks, K.; Giering, W. P. *Organometallics* **1990**, *9*, 2175.
- (18) Kitching, W.; Olszowy, H. A.; Drew, G. M.; Adrock, W. *J. Org. Chem.* **1982**, *47*, 5153.
- (19) Eliel, E. L.; Satici, H. *J. Org. Chem.* **1994**, *59*, 688.
- (20) Weidenbruch, M.; Flott, H.; Fleischhauer, J.; Schleker, W. *Chem. Ber.* **1982**, *115*, 3444.
- (21) Weidenbruch, M.; Schiffer, W.; Hägele, G.; Peters, W. *J. Organomet. Chem.* **1975**, *90*, 145.
- (22) Anderson, D. G.; Rankin, D. W. H.; Robertson, H. E.; Frazao, C. M. F.; Schmidbaur, H. *Chem. Ber.* **1989**, *122*, 2213.
- (23) van Loon, J.-D.; Seiler, P.; Diederich, F. *Angew. Chem.* **1993**, *105*, 1235; *Angew. Chem., Int. Ed. Engl.* **1993**, *32*, 1187.
- (24) Driess, M.; Pritzkow, H. *Angew. Chem.* **1992**, *104*, 350; *Angew. Chem., Int. Ed. Engl.* **1992**, *31*, 316.
- (25) Frierson, M. R.; Imam, M. R.; Zalkow, V. B.; Allinger, N. L. *J. Org. Chem.* **1988**, *53*, 5248.
- (26) Allen, F. H.; Kennard, O.; Watson, D. G.; Brammer, L.; Orpen, A. G.; Taylor, R. *J. Chem. Soc., Perkin Trans. 2* **1987**, S1.
- (27) Rose-Munch, F.; Bellot, O.; Mignon, L.; Semra, A.; Robert, F.; Jeannin, Y. *J. Organomet. Chem.* **1991**, *402*, 1.
- (28) Tinant, B.; Declercq, J. P.; Roekens, B. *Acta Crystallogr. C* **1990**, *C46*, 905.
- (29) Tirado, R.; Prieto, J. A.; Barnes, C. L. *J. Crystallogr. Spectrosc. Res.* **1993**, *23*, 159.
- (30) Magnus, P.; Lacour, J.; Bauta, W.; Mugrage, B.; Lynch, V. *J. Chem. Soc., Chem. Commun.* **1991**, 1362.
- (31) Vrtis, R. N.; Liu, S.; Rao, C. P.; Bott, S. G.; Lippard, S. J. *Organometallics* **1991**, *10*, 275.
- (32) Lynch, V. M.; Daniel, D.; Martin, S. F.; Davis, B. E. *Acta Crystallogr. C* **1990**, *C46*, 708.
- (33) Levisalles, J.; Rose-Munch, F.; Rose, E.; Semra, A.; Garcia Oricain, J.; Jeannin, Y.; Robert, F. *J. Organomet. Chem.* **1987**, *328*, 109.
- (34) Bender, H. R. G.; Nieger, M.; Niecke, E. *Z. Naturforsch. B* **1993**, *48b*, 1742.
- (35) Tinant, B.; Declercq, J. P.; Roekens, B. *Acta Crystallogr. C* **1991**, *C47*, 2007.
- (36) Baumgarten, J.; Bessenbacher, C.; Kaim, W.; Stahl, T. *J. Am. Chem. Soc.* **1989**, *111*, 2126.
- (37) Boese, R.; Green, J. R.; Mittendorf, J.; Mohler, D. L.; Vollhardt, K. P. C. *Angew. Chem.* **1992**, *104*, 1643; *Angew. Chem., Int. Ed. Engl.* **1992**, *31*, 1643.
- (38) Boldi, A. M.; Anthony, J.; Knobler, C. B.; Diederich, F. *Angew. Chem.* **1992**, *104*, 1270; *Angew. Chem., Int. Ed. Engl.* **1992**, *31*, 1240.
- (39) Gilman, H.; Clark, R. N. *J. Am. Chem. Soc.* **1947**, *69*, 1499. See, also: Mares, F.; Chvalowsky, V. *J. Organomet. Chem.* **1966**, *6*, 327.
- (40) Lacout-Loustalet, M. B.; Dupin, J. P.; Metras, F.; Valade, J. *J. Organomet. Chem.* **1971**, *31*, 337.
- (41) Müller, R.; Neef, H. *J. Prakt. Chem.* **1971**, *313*, 754.
- (42) Cunico, R. F.; Dexheimer, E. M. *Synth. React. Inorg. Met.-Org. Chem.* **1974**, *4*, 23.
- (43) Rücker, Ch. Unpublished results, 1981.
- (44) Hergott, H. H.; Simchen, G. *Liebigs Ann. Chem.* **1980**, 1718.
- (45) (a) Emde, H.; Domsch, D.; Feger, H.; Frick, U.; Götz, A.; Hergott, H. H.; Hofmann, K.; Kober, W.; Krägeloh, W.; Oesterle, T.; Steppan, W.; West, W.; Simchen, G. *Synthesis* **1982**, 1. (b) Simchen, G. *Adv. Silicon Chem.* **1991**, *1*, 189.
- (46) Bott, R. W.; Eaborn, C.; Jackson, P. M. *J. Organomet. Chem.* **1967**, *7*, 79.
- (47) Vostokov, I. A. *J. Gen. Chem. USSR (Engl. Transl.)* **1983**, *53*, 499.
- (48) Weidenbruch, M.; Sabeti, F. *Z. Naturforsch. B* **1976**, *31B*, 1212.
- (49) Weidenbruch, M.; Schäfer, A.; Rankers, R. *J. Organomet. Chem.* **1980**, *195*, 171.
- (50) Dixon, D. A.; Hertler, W. R.; Chase, D. B.; Farnham, W. B.; Davidson, F. *Inorg. Chem.* **1988**, *27*, 4012.
- (51) Bassindale, A. R.; Eaborn, C.; Walton, D. R. M. *J. Organomet. Chem.* **1970**, *25*, 57.
- (52) Ali, M.; Eaborn, C.; Walton, D. R. M. *J. Organomet. Chem.* **1974**, *78*, 83.
- (53) Higgins, R. H. *J. Heterocycl. Chem.* **1987**, *24*, 1489.
- (54) Horner, L.; Mathias, J. *J. Organomet. Chem.* **1985**, *282*, 155.
- (55) Horner, L.; Mathias, J. *J. Organomet. Chem.* **1985**, *282*, 175.
- (56) Duckett, S. B.; Perutz, R. N. *Organometallics* **1992**, *11*, 90.
- (57) Onopchenko, A.; Sabourin, E. T.; Beach, D. L. *J. Org. Chem.* **1983**, *48*, 5101.
- (58) Kuncova, G.; Chvalovsky, V. *Collect. Czech. Chem. Commun.* **1980**, *45*, 2085.
- (59) Ioramashvili, D. Sh. *Izv. Akad. Nauk Gruz. SSR, Ser. Khim.* **1980**, *6*, 129; *Chem. Abstr.* **1980**, *93*, 239555s.
- (60) Kira, M.; Akiyama, M.; Ichinose, M.; Sakurai, H. *J. Am. Chem. Soc.* **1989**, *111*, 8256.
- (61) Kusumoto, T.; Ando, K.; Hiyama, T. *Bull. Chem. Soc. Jpn.* **1992**, *65*, 1280.
- (62) Kusumoto, T.; Hiyama, T. *Chem. Lett.* **1985**, 1405.
- (63) Franck-Neumann, M.; Sedrati, M.; Mokhi, M. *J. Organomet. Chem.* **1987**, *326*, 389.
- (64) Franck-Neumann, M.; Sedrati, M.; Mokhi, M. *Tetrahedron Lett.* **1986**, *27*, 3861.
- (65) (a) Greene, T. W.; Wuts, P. G. M. *Protective Groups in Organic Synthesis*, 2nd ed.; Wiley: New York, 1991. (b) Kokienksy, P. J. *Protecting Groups*; Thieme: Stuttgart, 1994.
- (66) Kunz, H.; Waldmann, H. *Protecting Groups*. In *Comprehensive Organic Synthesis*; Pergamon: Oxford, 1991; Chapter 3.1, Vol. 6, p 631.
- (67) Lalonde, M.; Chan, T. H. *Synthesis* **1985**, 817.
- (68) van Look, G. *Silylating Agents*; Fluka: Buchs, 1988.
- (69) Mascarenas, J. L.; Mourino, A.; Castedo, L. *J. Org. Chem.* **1986**, *51*, 1269.
- (70) Petersen, K. H.; Nielsen, J. *Tetrahedron Lett.* **1990**, *31*, 911.
- (71) Matsuda, F.; Tomiyosi, N.; Yanagiya, M.; Matsumoto, T. *Chem. Lett.* **1987**, 2097.
- (72) Nishino, S.; Nagato, Y.; Yamamoto, H.; Ishido, Y. *J. Carbohydr. Chem.* **1986**, *5*, 199.
- (73) Davies, J. S.; Higginbotham, C. L.; Tremeer, E. J.; Brown, C.; Treadgold, R. C. *J. Chem. Soc., Perkin Trans. 1* **1992**, 3043.
- (74) Evans, D. A.; Kaldor, S. W.; Jones, T. K.; Clardy, J.; Stout, T. J. *J. Am. Chem. Soc.* **1990**, *112*, 7001.
- (75) Maag, H.; Rydzewski, R. M. *J. Org. Chem.* **1992**, *57*, 5823.
- (76) Ohwa, M.; Eliel, E. L. *Chem. Lett.* **1987**, 41.
- (77) Evans, D. A.; Gauchet-Prunet, J. A.; Carreira, E. M.; Charette, A. B. *J. Org. Chem.* **1991**, *56*, 741.
- (78) Maloney, P. R.; Fang, F. G. *Tetrahedron Lett.* **1994**, *35*, 2823.
- (79) Davies, D. H.; Haire, N. A.; Hall, J.; Smith, E. H. *Tetrahedron* **1992**, *48*, 7839.
- (80) Davies, D. H.; Hall, J.; Smith, E. H. *J. Chem. Soc., Perkin Trans. 1* **1989**, 837.
- (81) Ogilvie, K. K.; Beaucage, S. L.; Entwistle, D. W.; Thompson, E. A.; Quilliam, M. A.; Westmore, J. B. *J. Carbohydr., Nucleosides, Nucleotides* **1976**, *3*, 197.
- (82) Gordon, D. M.; Danishefsky, S. J. *J. Am. Chem. Soc.* **1992**, *114*, 659.
- (83) Boeckman, R. K., Jr.; Charette, A. B.; Asberom, T.; Johnston, B. H. *J. Am. Chem. Soc.* **1991**, *113*, 5337.
- (84) Knight, S. D.; Overman, L. E.; Pairaudeau, G. *J. Am. Chem. Soc.* **1993**, *115*, 9293.
- (85) Corey, E. J.; Noe, M. C. *J. Am. Chem. Soc.* **1993**, *115*, 12579.
- (86) Chiba, T.; Nakai, T. *Chem. Lett.* **1985**, 651.
- (87) Seela, F.; Mersmann, K. *Helv. Chim. Acta* **1992**, *76*, 1435.
- (88) Seela, F.; Mersmann, K. *Heterocycles* **1992**, *34*, 229.
- (89) Seela, F.; Mersmann, K.; Grasby, J. A.; Gait, M. *J. Helv. Chim. Acta* **1993**, *76*, 1809.
- (90) Baker, G. H.; Dorgan, R. J. J.; Hussain, N.; Macauley, G. S.; Morgan, D. O. *Tetrahedron Lett.* **1994**, *35*, 2377.
- (91) Kowalski, C. J.; Lal, G. S. *J. Am. Chem. Soc.* **1988**, *110*, 3693.
- (92) Matsuda, T.; Tanino, K.; Kuwajima, I. *Tetrahedron Lett.* **1989**, *30*, 4267.
- (93) Rawal, V. H.; Rao, J. A.; Cava, M. P. *Tetrahedron* **1985**, *26*, 4275.
- (94) Farr, R. N.; Kwok, D. I.; Daves, G. D., Jr. *J. Org. Chem.* **1992**, *57*, 2093.
- (95) Rose-Munch, F.; Rose, E.; Semra, A. *J. Chem. Soc., Chem. Commun.* **1986**, 1108.
- (96) Wipf, P.; Kim, H. *J. Org. Chem.* **1993**, *58*, 5592.
- (97) Ellington, J. C., Jr.; Arnett, E. M. *J. Am. Chem. Soc.* **1988**, *110*, 7778.
- (98) Fink, D. M.; Allen, R. C. *Tetrahedron Lett.* **1992**, *33*, 2103.
- (99) Tanaka, K.; Yoda, H.; Isobe, Y.; Kaji, A. *J. Org. Chem.* **1986**, *51*, 1856.
- (100) Evans, D. A.; Carreira, E. M. *Tetrahedron Lett.* **1990**, *31*, 4703.
- (101) Van Draanen, N. A.; Arseniyadis, S.; Crimmins, M. T.; Heathcock, C. H. *J. Org. Chem.* **1991**, *56*, 2499; (erratum) **1992**, *57*, 5802.
- (102) Knight, D. W.; Shaw, D.; Fenton, G. *Synlett* **1994**, 295.
- (103) Rychnovsky, S. D. *J. Org. Chem.* **1989**, *54*, 4982.
- (104) Hagiwara, H.; Inome, K.; Uda, H. *Tetrahedron Lett.* **1994**, *35*, 8189.
- (105) Yohannes, D.; Danishefsky, S. J. *Tetrahedron Lett.* **1992**, *33*, 7469.
- (106) (a) Smith, A. B.; Chen, K.; Robinson, D. J.; Laakso, L. M.; Hale, K. *J. Tetrahedron Lett.* **1994**, *35*, 4271. (b) Smith, A. B.; Condon, S. M.; McCauley, J. A.; Leahy, J. W.; Leazer, J. L.; Maleczka, R. E. *Tetrahedron Lett.* **1994**, *35*, 4907.
- (107) Jones, A. B.; Villalobos, A.; Linde, R. G., II; Danishefsky, S. J. *J. Org. Chem.* **1990**, *55*, 2786.
- (108) Furuta, H.; Furuta, K.; Sessler, J. L. *J. Am. Chem. Soc.* **1991**, *113*, 4706.
- (109) Magnus, P.; Giles, M. *Tetrahedron Lett.* **1993**, *34*, 6355.
- (110) Magnus, P.; Giles, M.; Bonnert, R.; Johnson, G.; McQuire, L.; Deluca, M.; Merritt, A.; Kim, C. S.; Vicker, N. *J. Am. Chem. Soc.* **1993**, *115*, 8116.
- (111) Corey, E. J.; Pyne, S. G. *Tetrahedron Lett.* **1983**, *24*, 2821.
- (112) Devine, P. N.; Oh, T. *J. Org. Chem.* **1991**, *56*, 1955.
- (113) Earley, W. G.; Jacobsen, E. J.; Meier, G. P.; Oh, T.; Overman, L. E. *Tetrahedron Lett.* **1988**, *29*, 3781.

- (114) Overman, L. E.; Angle, S. R. *J. Org. Chem.* **1985**, *50*, 4021.
- (115) Zuckermann, R. N.; Martin, E. J.; Spellmeyer, D. C.; Stauber, G. B.; et al. *J. Med. Chem.* **1994**, *37*, 2678.
- (116) Jurczak, J.; Prokopowicz, P.; Golebiowski, A. *Tetrahedron Lett.* **1993**, *34*, 7107.
- (117) Nicolaou, K. C.; Bertinato, P.; Piscopio, A. D.; Chakraborty, T. K.; Minowa, N. *J. Chem. Soc., Chem. Commun.* **1993**, 619.
- (118) Romo, D.; Meyer, S. D.; Johnson, D. D.; Schreiber, S. L. *J. Am. Chem. Soc.* **1993**, *115*, 7906.
- (119) Charette, A. B.; Mellon, C.; Rouillard, L.; Malenfant, E. *Synlett* **1993**, 81.
- (120) Sasaki, M.; Inoue, M.; Tachibana, K. *J. Org. Chem.* **1994**, *59*, 715.
- (121) Kim, N.; Kang, C. H.; Cha, J. K. *Tetrahedron Lett.* **1994**, *35*, 3489.
- (122) Corey, E. J.; Wu, L. I. *J. Am. Chem. Soc.* **1993**, *115*, 9327.
- (123) Wang, Z.; Deschenes, D. *J. Am. Chem. Soc.* **1992**, *114*, 1090.
- (124) Bunnelle, W. H.; Isbell, T. A. *J. Org. Chem.* **1992**, *57*, 729.
- (125) Bennett, F.; Knight, D. W.; Fenton, G. *J. Chem. Soc., Perkin Trans. 1* **1991**, 1543.
- (126) Nakatsuka, M.; Ragan, J. A.; Sammakia, T.; Smith, D. B.; Uehling, D. E.; Schreiber, S. L. *J. Am. Chem. Soc.* **1990**, *112*, 5583.
- (127) Bennett, F.; Knight, D. W.; Fenton, G. *Heterocycles* **1989**, *29*, 639.
- (128) Winkler, J. D.; Sridar, V.; Siegel, M. G. *Tetrahedron Lett.* **1989**, *30*, 4943.
- (129) Trost, B. M.; Edstrom, E. D. *Angew. Chem.* **1990**, *102*, 541; *Angew. Chem., Int. Ed. Engl.* **1990**, *29*, 520.
- (130) Shimshock, S. J.; Waltermire, R. E.; DeShong, P. *J. Am. Chem. Soc.* **1991**, *113*, 8791.
- (131) Romo, D.; Johnson, D. D.; Plamondon, L.; Miwa, T.; Schreiber, S. L. *J. Org. Chem.* **1992**, *57*, 5060.
- (132) Netscher, T.; Prinzbach, H. *Synthesis* **1987**, 683.
- (133) Adachi, A.; Masuya, K.; Tanino, K.; Kuwajima, I. *J. Org. Chem.* **1993**, *58*, 4189.
- (134) Angle, S. R.; Fevig, J. M.; Knight, S. D.; Marquis, R. W., Jr.; Overman, L. E. *J. Am. Chem. Soc.* **1993**, *115*, 3966.
- (135) Fevig, J. M.; Marquis, R. W., Jr.; Overman, L. E. *J. Am. Chem. Soc.* **1991**, *113*, 5085.
- (136) Damha, M. J.; Guo, Y.; Zabarylo, V.; Ganeshan, K.; Giannaris, P. A. *Tetrahedron Lett.* **1992**, *33*, 6739.
- (137) Corey, E. J.; Rao, K. S. *Tetrahedron Lett.* **1991**, *32*, 4623.
- (138) Randolph, J. T.; Danishefsky, S. J. *J. Am. Chem. Soc.* **1993**, *115*, 8473.
- (139) Frye, S. V.; Eliel, E. L. *Tetrahedron Lett.* **1986**, *27*, 3223.
- (140) Jones, T. K.; Mills, S. G.; Reamer, R. A.; Askin, D.; Desmond, R.; Volante, R. P.; Shinkai, I. *J. Am. Chem. Soc.* **1989**, *111*, 1157.
- (141) Jones, T. K.; Reamer, R. A.; Desmond, R.; Mills, S. G. *J. Am. Chem. Soc.* **1990**, *112*, 2998.
- (142) Evans, D. A.; Britton, T. C.; Ellman, J. A. *Tetrahedron Lett.* **1987**, *28*, 6141.
- (143) Golec, J. M.; Jones, S. D. *Tetrahedron Lett.* **1993**, *34*, 8159.
- (144) Paterson, I.; Yeung, K.-S. *Tetrahedron Lett.* **1993**, *34*, 5347.
- (145) Marshall, J. A.; Andersen, M. W. *J. Org. Chem.* **1993**, *58*, 3912.
- (146) Batchelor, M. J.; Gillespie, R. J.; Golec, J. M. C.; Hedgecock, C. J. R. *Tetrahedron Lett.* **1993**, *34*, 167.
- (147) Somers, P. K.; Wandless, T. J.; Schreiber, S. L. *J. Am. Chem. Soc.* **1991**, *113*, 8045.
- (148) Eisenberg, C.; Knochel, P. *J. Org. Chem.* **1994**, *59*, 3760.
- (149) Knochel, P.; Brieden, W.; Rozema, M. J.; Eisenberg, C. *Tetrahedron Lett.* **1993**, *34*, 5881.
- (150) Berger, D.; Overman, L. E.; Renhowe, P. A. *J. Am. Chem. Soc.* **1993**, *115*, 9305.
- (151) Guanti, G.; Banfi, L.; Riva, R.; Zannetti, M. T. *Tetrahedron Lett.* **1993**, *34*, 5483. Guanti, G.; Banfi, L.; Zannetti, M. T. *Tetrahedron Lett.* **1993**, *34*, 5487. Banfi, L.; Guanti, G.; Narisano, E. *Tetrahedron* **1993**, *49*, 7385.
- (152) Frye, S. V.; Haffner, C. D.; Maloney, P. R.; Mook, R. A., Jr.; Dorsey, G. F., Jr.; Hiner, R. N.; Batchelor, K. W.; Bramson, H. N.; Stuart, J. D.; et al. *J. Med. Chem.* **1993**, *36*, 4313.
- (153) Nakata, T.; Saito, K.; Oishi, T. *Tetrahedron Lett.* **1986**, *27*, 6341.
- (154) Askin, D.; Joe, D.; Reamer, R. A.; Volante, R. P.; Shinkai, I. *J. Org. Chem.* **1990**, *55*, 5451.
- (155) Askin, D.; Reamer, R. A.; Joe, D.; Volante, R. P.; Shinkai, I. *Tetrahedron Lett.* **1989**, *30*, 6121.
- (156) Askin, D.; Reamer, R. A.; Jones, T. K.; Volante, R. P.; Shinkai, I. *Tetrahedron Lett.* **1989**, *30*, 671.
- (157) Hussain, N.; Morgan, D. O.; White, C. R.; Murphy, J. A. *Tetrahedron Lett.* **1994**, *35*, 5069.
- (158) Li, W. R.; Ewing, W. R.; Harris, B. D.; Joullie, M. M. *J. Am. Chem. Soc.* **1990**, *112*, 7659.
- (159) Ojima, I.; Park, Y. H.; Sun, C. M.; Brigaud, T.; Zhao, M. *Tetrahedron Lett.* **1992**, *33*, 5737.
- (160) Ojima, I.; Habus, I.; Zhao, M.; Zucco, M.; Park, Y. H.; Sun, C. M.; Brigaud, T. *Tetrahedron* **1992**, *48*, 6985.
- (161) Palomo, C.; Cossio, F. P.; Ontoria, J. M.; Odriozola, J. M. *J. Org. Chem.* **1991**, *56*, 5948.
- (162) Kadota, I.; Matsukawa, Y.; Yamamoto, Y. *J. Chem. Soc., Chem. Commun.* **1993**, 1638.
- (163) Evans, D. A.; Black, W. C. *J. Am. Chem. Soc.* **1992**, *114*, 2260.
- (164) Mills, S.; Desmond, R.; Reamer, R. A.; Volante, R. P.; Shinkai, I. *Tetrahedron Lett.* **1988**, *29*, 281.
- (165) Moeller, K. D.; Hanau, C. E. *Tetrahedron Lett.* **1992**, *33*, 6041.
- (166) Frye, S. V.; Eliel, E. L. *J. Am. Chem. Soc.* **1988**, *110*, 484.
- (167) Guanti, G.; Banfi, L.; Narisano, E.; Thea, S. *Tetrahedron Lett.* **1991**, *32*, 6943.
- (168) Hanamoto, T.; Katsuki, T.; Yamaguchi, M. *Tetrahedron Lett.* **1987**, *28*, 6191.
- (169) Hanamoto, T.; Katsuki, T.; Yamaguchi, M. *Bull. Chem. Soc. Jpn.* **1990**, *63*, 1039.
- (170) Katsuki, T.; Hanamoto, T.; Yamaguchi, M. *Chem. Lett.* **1989**, 117.
- (171) Bedford, S. B.; Fenton, G.; Knight, D. W.; Shaw, D. *Tetrahedron Lett.* **1992**, *33*, 6505.
- (172) Bennett, F.; Knight, D. W.; Fenton, G. *J. Chem. Soc., Perkin Trans. 1* **1991**, 133.
- (173) Friesen, R. W.; Loo, R. W. *J. Org. Chem.* **1991**, *56*, 4821.
- (174) Bennett, F.; Knight, D. W. *Tetrahedron Lett.* **1988**, *29*, 4865.
- (175) Usman, N.; Ogilvie, K. K.; Jiang, M. Y.; Cedergren, R. J. *J. Am. Chem. Soc.* **1987**, *109*, 7845.
- (176) Johnson, C. R.; Adams, J. P.; Braun, M. P.; Senanayake, C. B. W. *Tetrahedron Lett.* **1992**, *33*, 917.
- (177) Corley, E. G.; Karady, S.; Abramson, N. L.; Ellison, D.; Weinstein, L. M. *Tetrahedron Lett.* **1988**, *29*, 1497.
- (178) Muzart, J. *Synthesis* **1993**, 11.
- (179) de Vries, E. F. J.; Brussee, J.; van der Gen, A. *J. Org. Chem.* **1994**, *59*, 7133.
- (180) Graybill, T. L.; Pal, K.; McGuire, S. M.; Brobst, S. W.; Townsend, C. A. *J. Am. Chem. Soc.* **1989**, *111*, 8306.
- (181) Choi, J. R.; Han, S.; Cha, J. K. *Tetrahedron Lett.* **1991**, *32*, 6469.
- (182) Guanti, G.; Banfi, L.; Merlo, V.; Narisano, E. *Tetrahedron* **1994**, *50*, 2219.
- (183) Charette, A. B.; Cote, B. *Tetrahedron Lett.* **1993**, *34*, 6833.
- (184) Golec, J. M. C.; Gillespie, R. J. *Tetrahedron Lett.* **1993**, *34*, 8167.
- (185) Magnus, P.; Giles, M.; Bonnert, R.; Kim, C. S.; McQuire, L.; Merritt, A.; Vicker, N. *J. Am. Chem. Soc.* **1992**, *114*, 4403.
- (186) Corey, E. J.; Jones, G. B. *J. Org. Chem.* **1992**, *57*, 1028.
- (187) Martin, S. F.; Daniel, D. *Tetrahedron Lett.* **1993**, *34*, 4281.
- (188) Spielvogel, B. F.; Sood, A.; Hall, I. H.; Shaw, B. R. *PCT Int. Appl. WO 91 09,048*, 1991; *Chem. Abstr.* **1991**, *115*, 256567n.
- (189) Burnham, B. S.; Wyrick, S. D.; Hall, I. H.; Sood, A.; Spielvogel, B. F. *J. Labelled Compd. Radiopharm.* **1991**, *29*, 469.
- (190) Sood, A.; Shaw, B. R.; Spielvogel, B. F. *J. Am. Chem. Soc.* **1989**, *111*, 9234.
- (191) Sood, A.; Spielvogel, B. F.; Shaw, B. R.; Carlton, L. D.; Burnham, B. S.; Hall, E. S.; Hall, I. H. *Anticancer Res.* **1992**, *12*, 335.
- (192) Sood, A.; Shaw, B. R.; Spielvogel, B. F.; Hall, E. S.; Chi, L. K.; Hall, I. H. *Pharmazie* **1992**, *47*, 833.
- (193) Langer, F.; Devasagayraj, A.; Chavant, P.-Y.; Knochel, P. *Synlett* **1994**, 410. Nowotny, S.; Vettel, S.; Knochel, P. *Tetrahedron Lett.* **1994**, *35*, 4539.
- (194) Eguchi, M.; Zeng, Q.; Korda, A.; Ojima, I. *Tetrahedron Lett.* **1993**, *34*, 915.
- (195) Ewing, W. R.; Harris, B. D.; Li, W. R.; Joullie, M. M. *Tetrahedron Lett.* **1989**, *30*, 3757.
- (196) Bloch, R.; Brillet-Fernandez, C.; Kühn, P.; Mandville, G. *Heterocycles* **1994**, *38*, 1589.
- (197) Rychnovsky, S. D.; Zeller, S.; Skalizky, D. J.; Griesgraber, G. *J. Org. Chem.* **1990**, *55*, 5550.
- (198) Cheng, J. C. Y.; Hacksell, U.; Daves, G. D., Jr. *J. Org. Chem.* **1985**, *50*, 2778.
- (199) Matsuda, F.; Tomiyoshi, N.; Yanagiya, M.; Matsumoto, T. *Tetrahedron* **1990**, *46*, 3469.
- (200) Nakata, T.; Saito, K.; Oishi, T. *Tetrahedron Lett.* **1986**, *27*, 6345.
- (201) Marumoto, S.; Kuwajima, I. *J. Am. Chem. Soc.* **1993**, *115*, 9021.
- (202) Spinazze, P. G.; Keay, B. A. *Tetrahedron Lett.* **1989**, *30*, 1765.
- (203) Charette, A. B.; Marcoux, J. F. *Tetrahedron Lett.* **1993**, *34*, 7157.
- (204) Cooper, J.; Knight, D. W.; Gallagher, P. T. *J. Chem. Soc., Chem. Commun.* **1987**, 1220.
- (205) Oh, J.; Cha, J. K. *Synlett* **1994**, 967.
- (206) Cooper, J.; Knight, D. W.; Gallagher, P. T. *J. Chem. Soc., Perkin Trans. 1* **1992**, 553.
- (207) Wender, P. A.; Cooper, C. B. *Tetrahedron Lett.* **1987**, *28*, 6125.
- (208) Wu, T.; Ogilvie, K. K.; Pon, R. T. *Nucleic Acids Res.* **1989**, *17*, 3501.
- (209) Lyttle, M. H.; Wright, P. B.; Sinha, N. D.; Bain, J. D.; Chamberlain, A. R. *J. Org. Chem.* **1991**, *56*, 4608.
- (210) Tsukazaki, M.; Snieckus, V. *Tetrahedron Lett.* **1993**, *34*, 411.
- (211) Rao, A. V. R.; Chakraborty, T. K.; Sankaranayanan, D.; Purandare, A. V. *Tetrahedron Lett.* **1991**, *32*, 547.
- (212) Lautens, M.; Chiu, P. *Tetrahedron Lett.* **1993**, *34*, 773.
- (213) Danheiser, R. L.; Nishida, A.; Savariar, S.; Trova, M. P. *Tetrahedron Lett.* **1988**, *29*, 4917.
- (214) Friesen, R. W.; Sturino, C. F.; Daljeet, A. K.; Kolaczewska, A. *J. Org. Chem.* **1991**, *56*, 1944.
- (215) Ashimori, A.; Matsuura, T.; Overman, L. E.; Poon, D. J. *J. Org. Chem.* **1993**, *58*, 6949.
- (216) Rozema, M. J.; Eisenberg, C.; Lütjens, H.; Ostwald, R.; Belyk, K.; Knochel, P. *Tetrahedron Lett.* **1993**, *34*, 3115.

- (217) Bearder, J. R.; Dewis, M. L.; Whiting, D. A. *Synlett* **1993**, 805.
- (218) Venanzi, L. M.; Lehmann, R.; Keil, R.; Lipshutz, B. H. *Tetrahedron Lett.* **1992**, 33, 5857.
- (219) Oh, J.; Choi, J. R.; Cha, J. K. *J. Org. Chem.* **1992**, 57, 6664.
- (220) Guanti, G.; Merlo, V.; Narisano, E. *Tetrahedron* **1994**, 50, 12245.
- (221) Piers, E.; Wong, T.; Ellis, K. A. *Can. J. Chem.* **1992**, 70, 2058.
- (222) Lautens, M.; Ma, S.; Belter, R. K.; Chiu, P.; Leschziner, A. J. *Org. Chem.* **1992**, 57, 4065.
- (223) Frye, S. V.; Eliel, E. L.; Cloux, R. J. *Am. Chem. Soc.* **1987**, 109, 1862.
- (224) Chen, X.; Hortelano, E. R.; Eliel, E. L.; Frye, S. V. *J. Am. Chem. Soc.* **1990**, 112, 6130.
- (225) Vettel, S.; Knochel, P. *Tetrahedron Lett.* **1994**, 35, 5849.
- (226) Ostwald, R.; Chavant, P.-Y.; Stadtmüller, H.; Knochel, P. *J. Org. Chem.* **1994**, 59, 4143.
- (227) Lipshutz, B. H.; Wood, M. R. *J. Am. Chem. Soc.* **1993**, 115, 12625.
- (228) Kim, N.-S.; Choi, J.-R.; Cha, J. K. *J. Org. Chem.* **1993**, 58, 7096.
- (229) Desmond, R.; Mills, S. G.; Volante, R. P.; Shinkai, I. *Tetrahedron Lett.* **1988**, 29, 3895.
- (230) Bissell, R. A.; Cordova, E.; Kalfer, A. E.; Fraser-Stoddart, J. *Nature*, **1994**, 369, 133.
- (231) Nishikawa, T.; Isobe, M. *Tetrahedron* **1994**, 50, 5621.
- (232) Paquette, L. A.; Dullweber, U.; Cowgill, L. D. *Tetrahedron Lett.* **1993**, 34, 8019.
- (233) Danheiser, R. L.; Helgason, A. L. *J. Am. Chem. Soc.* **1994**, 116, 9471.
- (234) Ward, D. E.; Gai, Y. *Tetrahedron Lett.* **1992**, 33, 1851.
- (235) Tanino, K.; Shoda, H.; Nakamura, T.; Kuwajima, I. *Tetrahedron Lett.* **1992**, 33, 1337.
- (236) Boeckman, R. K., Jr.; Nelson, S. G.; Gaul, M. D. *J. Am. Chem. Soc.* **1992**, 114, 2258.
- (237) Evans, D. A.; Black, W. C. *J. Am. Chem. Soc.* **1993**, 115, 4497.
- (238) Marshall, J. A.; Andersen, M. W. *J. Org. Chem.* **1992**, 57, 2766.
- (239) Trost, B. M.; Matsuoka, R. T. *Synlett* **1992**, 27.
- (240) Maruoka, K.; Sato, J.; Yamamoto, H. *Tetrahedron* **1992**, 48, 3749.
- (241) Maruoka, K.; Bureau, R.; Yamamoto, H. *Synlett* **1991**, 363.
- (242) Maruoka, K.; Sato, J.; Yamamoto, H. *J. Am. Chem. Soc.* **1991**, 113, 5449.
- (243) Soll, R. M.; Seitz, S. P. *Tetrahedron Lett.* **1987**, 28, 5457.
- (244) Corey, E. J.; Hua, D. H.; Seitz, S. P. *Tetrahedron Lett.* **1984**, 25, 3.
- (245) Hayward, C. M.; Yohannes, D.; Danishefsky, S. J. *J. Am. Chem. Soc.* **1993**, 115, 9345.
- (246) Kobayashi, S.; Shiina, I.; Izumi, J.; Mukaiyama, T. *Chem. Lett.* **1992**, 373.
- (247) Mukaiyama, T.; Shiina, I.; Izumi, J.; Kobayashi, S. *Heterocycles* **1993**, 35, 719.
- (248) Friesen, R. W.; Giroux, A. *Tetrahedron Lett.* **1993**, 34, 1867.
- (249) Oh, J.; Lee, J.; Jin, S.; Cha, J. K. *Tetrahedron Lett.* **1994**, 35, 3449.
- (250) Lipshutz, B. H.; Lindsley, C.; Bhandari, A. *Tetrahedron Lett.* **1994**, 35, 4669. Lipshutz, B. H.; Bhandari, A.; Lindsley, C.; Keil, R.; Wood, M. R. *Pure Appl. Chem.* **1994**, 66, 1493.
- (251) Hacksell, U.; Daves, G. D., Jr. *J. Org. Chem.* **1983**, 48, 2870.
- (252) Cheng, J. C. Y.; Daves, G. D., Jr. *J. Org. Chem.* **1987**, 52, 3083.
- (253) Farr, R. N.; Outten, R. A.; Cheng, J. C. Y.; Daves, G. D., Jr. *Organometallics* **1990**, 9, 3151.
- (254) Cheng, J. C. Y.; Hacksell, U.; Daves, G. D., Jr. *J. Org. Chem.* **1986**, 51, 3093.
- (255) Outten, R. A.; Daves, G. D., Jr. *J. Org. Chem.* **1989**, 54, 29.
- (256) Dudash, J., Jr.; Jiang, J.; Mayer, S. C.; Joullie, M. M. *Synth. Commun.* **1993**, 23, 349.
- (257) (a) Behar, V.; Danishefsky, S. J. *Angew. Chem.* **1994**, 106, 1536; *Angew. Chem., Int. Ed. Engl.* **1994**, 33, 1468. (b) Randolph, J. T.; Danishefsky, S. J. *Angew. Chem.* **1994**, 106, 1538; *Angew. Chem., Int. Ed. Engl.* **1994**, 33, 1470.
- (258) Pilcher, A. S.; Hill, D. K.; Shimshock, S. J.; Waltermire, R. E.; DeShong, P. *J. Org. Chem.* **1992**, 57, 2492.
- (259) Pilcher, A. S.; DeShong, P. *J. Org. Chem.* **1993**, 58, 5130.
- (260) Nicolaou, K. C.; Chakraborty, T. K.; Piscopio, A. D.; Minowa, N.; Bertinato, P. *J. Am. Chem. Soc.* **1993**, 115, 4419.
- (261) Martin, S. F.; Dodge, J. A.; Burgess, L. E.; Hartmann, M. J. *Org. Chem.* **1992**, 57, 1070.
- (262) Cormier, J. F.; Isaac, M. B.; Chen, L. F. *Tetrahedron Lett.* **1993**, 34, 243.
- (263) Kwok, D. I.; Daves, G. D., Jr. *J. Org. Chem.* **1989**, 54, 4496.
- (264) Stefan, K. P.; Schuhmann, W.; Parlar, H.; Korte, F. *Chem. Ber.* **1989**, 122, 169.
- (265) Seyferth, D.; Annarelli, D. C.; Vick, S. C.; Duncan, D. P. *J. Organomet. Chem.* **1980**, 201, 179.
- (266) Weidenbruch, M.; Flott, H.; Ralle, B.; Peters, K.; Von Schnering, H. G. *Z. Naturforsch. B* **1983**, 38B, 1062.
- (267) Brückmann, R.; Maas, G. *Chem. Ber.* **1987**, 120, 635.
- (268) Munschauer, R.; Maas, G. *Angew. Chem.* **1991**, 103, 312; *Angew. Chem., Int. Ed. Engl.* **1991**, 30, 306.
- (269) Piers, E.; Roberge, J. Y. *Tetrahedron Lett.* **1992**, 33, 6923.
- (270) Aizpurua, J. M.; Cossio, F. P.; Palomo, C. *J. Org. Chem.* **1986**, 51, 4941.
- (271) Cheng, J. C. Y.; Daves, G. D., Jr. *Organometallics* **1986**, 5, 1753.
- (272) Rücker, Ch. Article on 1,3-bis(triisopropylsilyl)propyne. In *Encyclopedia of Reagents for Organic Synthesis*; Paquette, L. A., Ed.; Wiley: New York, in press.
- (273) Obrecht, D. *Helv. Chim. Acta* **1991**, 74, 27.
- (274) Yoda, H.; Shirakawa, K.; Takabe, K. *Tetrahedron Lett.* **1991**, 32, 3401.
- (275) Yoda, H.; Shirakawa, K.; Takabe, K. *Chem. Lett.* **1991**, 489.
- (276) Grossen, P.; Herold, P.; Mohr, P.; Tamm, C. *Helv. Chim. Acta* **1984**, 67, 1625.
- (277) Beattie, T. R.; Fischer, M. H.; Ok, H. O.; Wyvratt, M. J. *Eur. Pat. Appl. EP 428,365*, 1991; *Chem. Abstr.* **1991**, 115, 182952k.
- (278) Sawabe, A.; Filla, S. A.; Masamune, S. *Tetrahedron Lett.* **1992**, 33, 7685.
- (279) Mann, I. S.; Widdowson, D. A.; Clough, J. M. *Tetrahedron* **1991**, 47, 7981.
- (280) Ferezou, J. P.; Julia, M.; Khourzom, R.; Pancrazi, A.; Robert, P. *Synlett* **1991**, 611; (erratum) **1991**, 844.
- (281) Danheiser, R. L.; Cha, D. D. *Tetrahedron Lett.* **1990**, 31, 1527.
- (282) Corey, E. J.; Hua, D. H.; Pan, B. C.; Seitz, S. P. *J. Am. Chem. Soc.* **1982**, 104, 6818.
- (283) Corey, E. J.; Wu, Y.-J. *J. Am. Chem. Soc.* **1993**, 115, 8871.
- (284) Mabic, S.; Lepoittevin, J.-P. *Synlett* **1994**, 851.
- (285) Feixas, J.; Capdevila, A.; Guerrero, A. *Tetrahedron* **1994**, 50, 8539.
- (286) Hanamoto, T.; Hayama, T.; Katsuki, T.; Yamaguchi, M. *Tetrahedron Lett.* **1987**, 28, 6329.
- (287) Askin, D.; Reamer, R. A.; Joe, D.; Volante, R. P.; Shinkai, I. *J. Org. Chem.* **1990**, 55, 5448.
- (288) Ragan, J. A.; Nakatsuka, M.; Smith, D. B.; Uehling, D. E.; Schreiber, S. L. *J. Org. Chem.* **1989**, 54, 4267.
- (289) Linde, R. G., II; Egbertson, M.; Coleman, R. S.; Jones, A. B.; Danishefsky, S. J. *J. Org. Chem.* **1990**, 55, 2771.
- (290) Wang, Z. *Tetrahedron Lett.* **1991**, 32, 4631.
- (291) Batchelor, M. J.; Gillespie, R. J.; Golec, J. M. C.; Hedgecock, C. J. R.; Jones, S. D.; Murdoch, R. *Tetrahedron* **1994**, 50, 809.
- (292) Angle, S. R.; Fevig, J. M.; Knight, S. D.; Marquis, R. W., Jr.; Overman, L. E. *J. Am. Chem. Soc.* **1993**, 115, 3966.
- (293) Trost, B. M.; Kondo, Y. *Tetrahedron Lett.* **1991**, 32, 1613.
- (294) Outten, R. A.; Daves, G. D., Jr. *J. Org. Chem.* **1987**, 52, 5064.
- (295) Private communications from Professors K. K. Ogilvie and F. Seela.
- (296) Seela, F.; Fröhlich, T.; *Helv. Chim. Acta* **1994**, 77, 399.
- (297) Hakimelahi, G. H.; Khalafi-Nezhad, A. *J. Sci., Islamic Repub. Iran* **1990**, 1, 355.
- (298) Hakimelahi, G. H.; Proba, Z. A.; Ogilvie, K. K. *Can. J. Chem.* **1982**, 60, 1106.
- (299) Williams, L. D.; Shaw, B. R. *Proc. Natl. Acad. Sci. U.S.A.* **1987**, 84, 1779.
- (300) Park, T. K.; Schroeder, J.; Rebek, J., Jr. *Tetrahedron* **1991**, 47, 2507.
- (301) Milecki, J.; Dembek, P.; Antkowiak, W. Z.; Gdaniec, Z.; Mielewicz, S.; Adamiak, R. W. *Nucleosides, Nucleotides* **1989**, 8, 463.
- (302) Wu, T.; Ogilvie, K. K. *J. Org. Chem.* **1990**, 55, 4717.
- (303) Ogilvie, K. K.; Entwistle, D. W. *Carbohydr. Res.* **1981**, 89, 203.
- (304) Yanagisawa, A.; Yasue, K.; Yamamoto, H. *Synlett* **1993**, 686.
- (305) Hanamoto, T.; Katsuki, T.; Yamaguchi, M. *Tetrahedron Lett.* **1987**, 28, 6195.
- (306) Tirado, R.; Prieto, J. A. *J. Org. Chem.* **1993**, 58, 5666.
- (307) Iwasawa, N.; Iwamoto, M. *Chem. Lett.* **1993**, 1257.
- (308) Masters, N. F.; Widdowson, D. A. *J. Chem. Soc., Chem. Commun.* **1983**, 955.
- (309) Persson, M.; Hacksell, U. *J. Chem. Soc., Perkin Trans. 1* **1992**, 131.
- (310) Matsuyama, S.; Kuwahara, Y.; Nakamura, S.; Suzuki, T. *Agric. Biol. Chem.* **1991**, 55, 1333.
- (311) Landi, J. J., Jr.; Ramig, K. *Synth. Commun.* **1991**, 21, 167.
- (312) Clough, J. M.; Mann, I. S.; Widdowson, D. A. *Synlett* **1990**, 469.
- (313) Chamberlin, S.; Wulff, W. D. *J. Am. Chem. Soc.* **1992**, 114, 10667.
- (314) Mikami, K.; Shimizu, M. *Tetrahedron Lett.* **1992**, 33, 6315.
- (315) Shimizu, M.; Mikami, K. *J. Org. Chem.* **1992**, 57, 6105.
- (316) Trost, B. M.; Indolese, A. J. *Am. Chem. Soc.* **1993**, 115, 4361.
- (317) Wang, P.; Adams, J. *J. Am. Chem. Soc.* **1994**, 116, 3296.
- (318) Chen, X.; Hortelano, E. R.; Eliel, E. L.; Frye, S. V. *J. Am. Chem. Soc.* **1992**, 114, 1778.
- (319) Bai, X.; Eliel, E. L. *J. Org. Chem.* **1992**, 57, 5166.
- (320) Arai, M.; Kawasuji, T.; Nakamura, E. *J. Org. Chem.* **1993**, 58, 5121.
- (321) Hoffmann, R. W.; Brumm, K.; Bewersdorf, M.; Mikolaiski, W.; Kusche, A. *Chem. Ber.* **1992**, 125, 2741.
- (322) Evans, D. A.; Gage, J. R. *Tetrahedron Lett.* **1990**, 31, 6129.
- (323) Ahmar, M.; Bloch, R.; Mandville, G.; Romain, I. *Tetrahedron Lett.* **1992**, 33, 2501.
- (324) Carda, M.; Gonzalez, F.; Rodriguez, S.; Marco, J. A. *Tetrahedron: Asymmetry* **1992**, 3, 1511.
- (325) Guanti, G.; Banfi, L.; Narisano, E.; Zannetti, M. T. *J. Org. Chem.* **1993**, 58, 1508.
- (326) Kitamura, M.; Ohkuma, T.; Inoue, S.; Sayo, N.; Kumobayashi, H.; Akutagawa, S.; Ohta, T.; Takaya, H.; Noyori, R. *J. Am. Chem. Soc.* **1988**, 110, 629.
- (327) Moorlag, H.; Meyers, A. I. *Tetrahedron Lett.* **1993**, 34, 6989.

- (328) Paterson, I.; Tillyer, R. D. *Tetrahedron Lett.* **1992**, *33*, 4233.
- (329) Lipshutz, B. H.; Dimock, S. H. *J. Org. Chem.* **1991**, *56*, 5761.
- (330) Marshall, J. A.; Crute, T. D., III; Hsi, J. D. *J. Org. Chem.* **1992**, *57*, 115.
- (331) Guanti, G.; Banfi, L.; Merlo, V.; Narisano, E.; Thea, S. *Tetrahedron* **1993**, *49*, 9501.
- (332) Tanaka, K.; Funaki, I.; Kaji, A.; Minami, K.; Sawada, M.; Tanaka, T. *J. Am. Chem. Soc.* **1988**, *110*, 7185.
- (333) Tanaka, K.; Uno, H.; Osuga, H.; Suzuki, H. *Tetrahedron: Asymmetry* **1994**, *5*, 1175.
- (334) Tanaka, K.; Osuga, H.; Suzuki, H. *Tetrahedron Lett.* **1992**, *33*, 4599.
- (335) Tanaka, K.; Osuga, H.; Suzuki, H. *Tetrahedron: Asymmetry* **1993**, *4*, 1843.
- (336) Jackson, R. F. W.; Standen, S. P.; Clegg, W. *Tetrahedron Lett.* **1991**, *32*, 5393.
- (337) Jackson, R. F. W.; Standen, S. P.; Clegg, W.; McCamley, A. *Tetrahedron Lett.* **1992**, *33*, 6197.
- (338) Bueno, A. B.; Carreno, M. C.; Ruano, J. L. G. *Tetrahedron Lett.* **1993**, *34*, 5007.
- (339) Yoda, H.; Kitayama, H.; Yamada, W.; Katagiri, T.; Takabe, K. *Tetrahedron: Asymmetry* **1993**, *4*, 1451.
- (340) Guanti, G.; Banfi, L.; Narisano, E. *Tetrahedron Lett.* **1991**, *32*, 6939.
- (341) Soai, K.; Shimada, C.; Takeuchi, M.; Itabashi, M. *J. Chem. Soc., Chem. Commun.* **1994**, 567.
- (342) Charette, A. B.; Cote, B.; Marcoux, J. F. *J. Am. Chem. Soc.* **1991**, *113*, 8166.
- (343) Charette, A. B.; Cote, B. *Tetrahedron: Asymmetry* **1993**, *4*, 2283.
- (344) Paterson, I.; Hulme, A. N.; Wallace, D. J. *Tetrahedron Lett.* **1991**, *32*, 7601.
- (345) Vulpetti, A.; Bernardi, A.; Gennari, C.; Goodman, J. M.; Paterson, I. *Tetrahedron* **1993**, *49*, 685.
- (346) Masuya, K.; Tanino, K.; Kuwajima, I. *Tetrahedron Lett.* **1994**, *35*, 7965.
- (347) Tschaen, D. M.; Fuentes, L. M.; Lynch, J. E.; Laswell, W. L.; Volante, R. P.; Shinkai, I. *Tetrahedron Lett.* **1988**, *29*, 2779.
- (348) Lynch, J. E.; Riseman, S. M.; Laswell, W. L.; Volante, R. P.; Smith, G. B.; Shinkai, I.; Tschaen, D. M. *J. Org. Chem.* **1989**, *54*, 3792.
- (349) Ojima, I.; Habus, I.; Zhao, M.; Georg, G. I.; Jayasinghe, L. R. *J. Org. Chem.* **1991**, *56*, 1681.
- (350) Georg, G. I.; Cheruvallath, Z. S.; Harriman, G. C. B.; Hepperle, M.; Park, H. *Bioorg. Med. Chem. Lett.* **1993**, *3*, 2467.
- (351) Annunziata, R.; Benaglia, M.; Cinquini, M.; Cozzi, F.; Raimondi, L. *Tetrahedron Lett.* **1993**, *34*, 6921.
- (352) Georg, G. I.; Cheruvallath, Z. S.; Himes, R. H.; Mejillano, M. R.; Burke, C. T. *J. Med. Chem.* **1992**, *35*, 4230.
- (353) Georg, G. I.; Cheruvallath, Z. S.; Himes, R. H.; Mejillano, M. R. *Bioorg. Med. Chem. Lett.* **1992**, *2*, 1751.
- (354) Ojima, I.; Sun, C. M.; Zucco, M.; Park, Y. H.; Duclos, O.; Kuduk, S. *Tetrahedron Lett.* **1993**, *34*, 4149.
- (355) Ojima, I.; Sun, C. M.; Park, Y. H. *J. Org. Chem.* **1994**, *59*, 1249.
- (356) Chang, S.; Haid, R. M.; Jacobsen, E. N. *Tetrahedron Lett.* **1994**, *35*, 669.
- (357) Chang, S.; Galvin, J. M.; Jacobsen, E. N. *J. Am. Chem. Soc.* **1994**, *116*, 6937.
- (358) Brandes, B. D.; Jacobsen, E. N. *J. Org. Chem.* **1994**, *59*, 4378.
- (359) Palucki, M.; Pospisil, P. J.; Zhang, W.; Jacobsen, E. N. *J. Am. Chem. Soc.* **1994**, *116*, 9333.
- (360) MacPhail, R. A.; Williams, L. D.; Jones, D. A.; Shaw, B. R. *J. Biomol. Struct. Dyn.* **1992**, *9*, 881.
- (361) Williams, L. D.; Chawla, B.; Shaw, B. R. *Biopolymers* **1987**, *26*, 591.
- (362) Williams, N. G.; Williams, L. D.; Shaw, B. R. *J. Am. Chem. Soc.* **1989**, *111*, 7205.
- (363) Williams, L. D.; Williams, N. G.; Shaw, B. R. *J. Am. Chem. Soc.* **1990**, *112*, 829.
- (364) Carmona, P.; Molina, M.; Lasagabaster, A.; Escobar, R.; Altaber, A. B. *J. Phys. Chem.* **1993**, *97*, 9519.
- (365) Ogoshi, H.; Hatakeyama, H.; Kotani, J.; Kawashima, A.; Kuroda, Y. *J. Am. Chem. Soc.* **1991**, *113*, 8181.
- (366) Bozzoli, A.; Marotta, E.; Piani, S.; Rosini, G. *Tetrahedron Lett.* **1993**, *34*, 3759.
- (367) Anelli, P. L.; Spencer, N.; Stoddart, J. F. *J. Am. Chem. Soc.* **1991**, *113*, 5131.
- (368) Anelli, P. L.; Ashton, P. R.; Ballardini, R.; Balzani, V.; Delgado, M.; Gandolfi, M. T.; Goodnow, T. T.; Kaifer, A. E.; Philp, D.; et al. *J. Am. Chem. Soc.* **1992**, *114*, 193.
- (369) Cordova, E.; Bissell, R. A.; Spencer, N.; Ashton, P. R.; Stoddart, J. F.; Kaifer, A. E. *J. Org. Chem.* **1993**, *58*, 6550.
- (370) Okabe, M.; Sun, R.-C.; Wolff, S. *Tetrahedron Lett.* **1994**, *35*, 2865.
- (371) Magnus, P.; Coldham, I. *J. Am. Chem. Soc.* **1991**, *113*, 672.
- (372) Murray, D. H.; Albizzati, K. F. *Tetrahedron Lett.* **1990**, *31*, 4109.
- (373) Nakamura, T.; Waizumi, N.; Horiguchi, Y.; Kuwajima, I. *Tetrahedron Lett.* **1994**, *35*, 7813.
- (374) Flann, C. J.; Overman, L. E.; Sarkar, A. K. *Tetrahedron Lett.* **1991**, *32*, 6993.
- (375) Moeller, K. D.; Wong, P. L. *Bioorg. Med. Chem. Lett.* **1992**, *2*, 739.
- (376) Wong, P. L.; Moeller, K. D. *J. Am. Chem. Soc.* **1993**, *115*, 11434.
- (377) Townsend, C. A.; Whittamore, P. R. O.; Brobst, S. W. *J. Chem. Soc., Chem. Commun.* **1988**, 726.
- (378) Hiemstra, H.; Vijn, R. J.; Speckamp, W. N. *J. Org. Chem.* **1988**, *53*, 3882.
- (379) Corey, E. J.; Rücker, Ch. *Tetrahedron Lett.* **1984**, *25*, 4345.
- (380) Ziegler, F. E.; Petersen, A. K. *J. Org. Chem.* **1994**, *59*, 2707.
- (381) Polmiaszek, R. P.; Dillard, L. W. *J. Org. Chem.* **1992**, *57*, 4103.
- (382) Ihara, M.; Suzuki, S.; Taniguchi, N.; Fukumoto, K. *Synlett* **1993**, 435.
- (383) Page, P. C. B.; Jennens, D. C. *J. Chem. Soc., Perkin Trans. 1*, **1992**, 2587; (erratum) **1993**, 877.
- (384) Ward, D. E.; Gai, Y.; Zoghaib, W. M. *Can. J. Chem.* **1991**, *69*, 1487.
- (385) Kim, S.; Lee, J. M. *Tetrahedron Lett.* **1990**, *31*, 7627.
- (386) Seto, M.; Morihira, K.; Horiguchi, Y.; Kuwajima, I. *J. Org. Chem.* **1994**, *59*, 3165.
- (387) Nakamura, T.; Waizumi, N.; Tsuruta, K.; Horiguchi, Y.; Kuwajima, I. *Synlett* **1994**, 584.
- (388) Johnson, C. R.; Raheja, R. K. *J. Org. Chem.* **1994**, *59*, 2287.
- (389) Takai, K.; Kataoka, Y.; Okazoe, T.; Utimoto, K. *Tetrahedron Lett.* **1988**, *29*, 1065.
- (390) Brown, D. S.; Elliott, M. C.; Moody, C. J.; Mowlem, T. J.; Marino, J. P.; Padwa, A. *J. Org. Chem.* **1994**, *59*, 2447.
- (391) Corey, E. J.; Guzman-Perez, A.; Loh, T.-P. *J. Am. Chem. Soc.* **1994**, *116*, 3611.
- (392) Magnus, P.; Rigollier, P.; Lacour, J.; Tobler, H. *J. Am. Chem. Soc.* **1993**, *115*, 12629.
- (393) Magnus, P.; Mugrage, B. *J. Am. Chem. Soc.* **1990**, *112*, 462.
- (394) Horiguchi, Y.; Kataoka, Y.; Kuwajima, I. *Tetrahedron Lett.* **1989**, *30*, 3327.
- (395) Horiguchi, Y.; Suehiro, I.; Sasaki, A.; Kuwajima, I. *Tetrahedron Lett.* **1993**, *34*, 6077.
- (396) Magnus, P.; Lacour, J.; Weber, W. *J. Am. Chem. Soc.* **1993**, *115*, 9347.
- (397) Henry, K. J.; Grieco, P. A. *J. Chem. Soc., Chem. Commun.* **1993**, 510.
- (398) Ward, D. E.; Gai, Y. *Can. J. Chem.* **1992**, *70*, 2627.
- (399) Furukawa, T.; Seto, M.; Horiguchi, Y.; Kuwajima, I. *Chem. Lett.* **1993**, 1279.
- (400) Maas, G.; Rahm, R.; Krebs, F.; Regitz, M.; Stang, P. J.; Crittall, C. M. *Chem. Ber.* **1991**, *124*, 1661.
- (401) Weber, W. P. *Silicon Reagents for Organic Synthesis*; Springer: Berlin, 1983.
- (402) (a) Colvin, E. W. *Silicon in Organic Synthesis*; Butterworths: London, 1981. (b) Colvin, E. W. *Silicon Reagents in Organic Synthesis*; Academic: London, 1988.
- (403) Brownbridge, P. *Synthesis* **1983**, 1.
- (404) Jacobi, P. A.; Cai, G. *Tetrahedron Lett.* **1991**, *32*, 1765.
- (405) Sheikh, Z.; Steel, R.; Tasker, A. S.; Johnson, A. P. *J. Chem. Soc., Chem. Commun.* **1994**, 763.
- (406) Newcombe, N. J.; Ya, F.; Vijn, R. J.; Hiemstra, H.; Speckamp, W. N. *J. Chem. Soc., Chem. Commun.* **1994**, 767.
- (407) Kataoka, Y.; Nakamura, Y.; Morihira, K.; Arai, H.; Horiguchi, Y.; Kuwajima, I. *Tetrahedron Lett.* **1992**, *33*, 6979.
- (408) Jacobi, P. A.; Cai, G. *Heterocycles* **1993**, *35*, 1103.
- (409) Ward, D. E.; Zoghaib, W. M.; Rhee, C. K.; Gai, Y. *Tetrahedron Lett.* **1990**, *31*, 845.
- (410) Ward, D. E.; Nixey, T. E. *Tetrahedron Lett.* **1993**, *34*, 947.
- (411) Hudson, C. M.; Marzabadi, M. R.; Moeller, K. D.; New, D. G. *J. Am. Chem. Soc.* **1991**, *113*, 7372.
- (412) Moeller, K. D.; Marzabadi, M. R.; New, D. G.; Chiang, M. Y.; Keith, S. *J. Am. Chem. Soc.* **1990**, *112*, 6123.
- (413) Miura, K.; Takeyama, Y.; Oshima, K.; Utimoto, K. *Bull. Chem. Soc. Jpn.* **1991**, *64*, 1542.
- (414) Miura, K.; Taniguchi, M.; Nozaki, K.; Oshima, K.; Utimoto, K. *Tetrahedron Lett.* **1990**, *31*, 6391.
- (415) Shoda, H.; Nakamura, T.; Tanino, K.; Kuwajima, I. *Tetrahedron Lett.* **1993**, *34*, 6281.
- (416) Magnus, P.; Lacour, J. *J. Am. Chem. Soc.* **1992**, *114*, 3993.
- (417) Magnus, P.; Rigollier, P. *Tetrahedron Lett.* **1992**, *33*, 6111.
- (418) Tanino, K.; Takahashi, M.; Murayama, K.; Kuwajima, I. *J. Org. Chem.* **1992**, *57*, 7009.
- (419) Takahashi, M.; Tanino, K.; Kuwajima, I. *Chem. Lett.* **1993**, 1655.
- (420) Magnus, P.; Bennett, F. *Tetrahedron Lett.* **1989**, *30*, 3637.
- (421) Magnus, P.; Barth, L. *Tetrahedron Lett.* **1992**, *33*, 2777.
- (422) Evans, P. A.; Longmire, J. M. *Tetrahedron Lett.* **1994**, *35*, 8345.
- (423) Magnus, P.; Lacour, J. *J. Am. Chem. Soc.* **1992**, *114*, 767; (erratum) **1992**, *114*, 2283.
- (424) Magnus, P.; Evans, P. A.; Lacour, J. *Tetrahedron Lett.* **1992**, *33*, 2933.
- (425) Magnus, P.; Lacour, J.; Evans, P. A. *Janssen Chim. Acta* **1993**, *11* (1), 3.
- (426) Kim, S.; Kim, Y. G. *Tetrahedron Lett.* **1991**, *32*, 2913.
- (427) Maas, G.; Brückmann, R. *J. Org. Chem.* **1985**, *50*, 2801.
- (428) Kowalski, C. J.; Lal, G. S.; Haque, M. S. *J. Am. Chem. Soc.* **1986**, *108*, 7127.
- (429) Stang, P. J.; Roberts, K. A. *J. Am. Chem. Soc.* **1986**, *108*, 7125.
- (430) Julia, M.; Saint-Jalmes, V. P.; Verpeaux, J. N. *Synlett* **1993**, 233.
- (431) Munschauer, R.; Maas, G. *Chem. Ber.* **1992**, *125*, 1227.

- (432) Danheiser, R. L.; Brisbois, R. G.; Kowalczyk, J. J.; Miller, R. F. *J. Am. Chem. Soc.* **1990**, *112*, 3093.
- (433) Danheiser, R. L.; Casebier, D. S.; Huboux, A. H. *J. Org. Chem.* **1994**, *59*, 4844.
- (434) Danheiser, R. L.; Casebier, D. S.; Loebach, J. L. *Tetrahedron Lett.* **1992**, *33*, 1149.
- (435) Kowalski, C. J.; Sakdarat, S. *J. Org. Chem.* **1990**, *55*, 1977.
- (436) Maas, G.; Regitz, M.; Rahm, R.; Schneider, J.; Stang, P. J.; Crittall, C. M. *J. Chem. Soc., Chem. Commun.* **1990**, 1456.
- (437) Vrtis, R. N.; Rao, C. P.; Warner, S.; Lippard, S. J. *J. Am. Chem. Soc.* **1988**, *110*, 2669.
- (438) Protasiewicz, J. D.; Masschelein, A.; Lippard, S. J. *J. Am. Chem. Soc.* **1993**, *115*, 808.
- (439) Beese, G.; Keay, B. A. *Synlett* **1991**, 33.
- (440) Kabalka, G. W.; Wang, Z.; Green, J. F.; Goodman, M. M. *Appl. Radiat. Isot.* **1992**, *43*, 389.
- (441) Bedford, S. B.; Begley, M. J.; Cornwall, P.; Knight, D. W. *Synlett* **1991**, 627.
- (442) Masuoka, S.; Pponda, Y.; Ito, M.; Kimura, T.; Kuwabara, S. Jpn. Kokai Tokkyo Koho, JP 04,316,583 [92,316,583], 1992; *Chem. Abstr.* **1993**, *118*, 234662z.
- (443) Masuoka, S.; Ito, M.; Pponda, Y. Jpn. Kokai Tokkyo Koho, JP 04,342,705 [92,342,705], 1992; *Chem. Abstr.* **1993**, *119*, 28783g.
- (444) Masuoka, S.; Ito, M.; Pponda, Y. Jpn. Kokai Tokkyo Koho, JP 05,25,187 [93,25,187], 1993; *Chem. Abstr.* **1993**, *119*, 75081m.
- (445) De, B.; Corey, E. J. *Tetrahedron Lett.* **1990**, *31*, 4831.
- (446) Magriotis, P. A.; Kim, K. D. *J. Am. Chem. Soc.* **1993**, *115*, 2972.
- (447) Angle, S. R.; Breitenbucher, J. G.; Arnaiz, D. O. *J. Org. Chem.* **1992**, *57*, 5947.
- (448) Chi, K. W.; Raucher, S. *Bull. Korean Chem. Soc.* **1991**, *12*, 157.
- (449) Funk, R. L.; Olmstead, T. A.; Parvez, M. *J. Am. Chem. Soc.* **1988**, *110*, 3298.
- (450) Raucher, S.; Chi, K. W.; Hwang, K. J.; Burks, J. E., Jr. *J. Org. Chem.* **1986**, *51*, 5503.
- (451) Lipshutz, B. H.; Keil, R. *J. Am. Chem. Soc.* **1992**, *114*, 7919.
- (452) Lipshutz, B. H.; Keil, R. *Inorg. Chim. Acta* **1994**, *220*, 41.
- (453) Lipshutz, B. H. *Tetrahedron Lett.* **1983**, *24*, 127.
- (454) Maruoka, K.; Imoto, H.; Saito, S.; Yamamoto, H. *Synlett* **1993**, 197.
- (455) Rousseau, G.; Slougui, N. *Tetrahedron* **1985**, *41*, 2653.
- (456) (a) Kita, Y.; Segawa, J.; Haruta, J.; Yasuda, H.; Tamura, Y. *J. Chem. Soc., Perkin Trans. 1* **1982**, 1099. (b) Raucher, S.; Schindele, D. C. *Synth. Commun.* **1987**, *17*, 637.
- (457) Curran, D. P.; Ko, S.-B. *J. Org. Chem.* **1994**, *59*, 6139.
- (458) (a) Ziegler, F. E. *Chem. Rev.* **1988**, *88*, 1423. (b) Blechert, S. *Synthesis* **1989**, 71. (c) Pereira, S.; Srebnik, M. *Aldrichim. Acta* **1993**, *26*, 17.
- (459) Raucher, S.; Burks, J. E.; Hwang, K.-J.; Svedberg, D. P. *J. Am. Chem. Soc.* **1981**, *103*, 1853.
- (460) Funk, R. L.; Olmstead, T. A.; Parvez, M.; Stallman, J. B. *J. Org. Chem.* **1993**, *58*, 5873.
- (461) Angle, S. R.; Breitenbucher, J. G. *Tetrahedron Lett.* **1993**, *34*, 3985.
- (462) Araki, K.; Welch, J. T. *Tetrahedron Lett.* **1993**, *34*, 2251.
- (463) Hattori, K.; Yamamoto, H. *J. Org. Chem.* **1993**, *58*, 5301.
- (464) Ihara, M.; Suzuki, S.; Taniguchi, N.; Fukumoto, K. *J. Chem. Soc., Perkin Trans. 1* **1993**, 2251.
- (465) Brand, J. C.; Cook, M. D.; Roberts, B. P. *J. Chem. Soc., Perkin Trans. 2* **1984**, 1187.
- (466) Götze, H. J.; Bartylla, B.; Ismeier, M. *Spectrochim. Acta* **1993**, *49A*, 497.
- (467) Gudat, D.; Schiffner, H. M.; Nieger, M.; Stalke, D.; Blake, A. J.; Grondoy, H.; Niecke, E. *J. Am. Chem. Soc.* **1992**, *114*, 8857.
- (468) Nowakowski, P. M.; Sommer, L. H. *J. Organomet. Chem.* **1979**, *178*, 95.
- (469) Differding, E.; Vandeveld, O.; Roekens, B.; Van Tran T.; Ghosez, L. *Tetrahedron Lett.* **1987**, *28*, 397.
- (470) Overman, L. E.; Okazaki, M. E.; Mishra, P. *Tetrahedron Lett.* **1986**, *27*, 4391.
- (471) Imanieh, H.; MacLeod, D.; Quayle, P.; Davies, G. M. *Tetrahedron Lett.* **1989**, *30*, 2693.
- (472) Jones, R. C. F.; Bates, A. D. *Tetrahedron Lett.* **1986**, *27*, 5285.
- (473) Jpn. Kokai Tokkyo Koho JP 58,167,596 [83,167,596], 1983; *Chem. Abstr.* **1984**, *100*, 138935y.
- (474) Vice, S. F.; Bishop, W. R.; McCombie, S. W.; Dao, H.; Frank, E.; Ganguly, A. K. *Bioorg. Med. Chem. Lett.* **1994**, *4*, 1333.
- (475) Crossley, R.; Shepherd, R. G. *J. Chem. Soc., Perkin Trans. 1* **1985**, 1917.
- (476) Bray, B. L.; Mathies, P. H.; Naef, R.; Solas, D. R.; Tidwell, T. T.; Artis, D. R.; Muchowski, J. M. *J. Org. Chem.* **1990**, *55*, 6317.
- (477) Soll, R. M.; Parks, J. A.; Rimele, T. J.; Heaslip, R. J.; Wojdan, A.; Oshiro, G.; Grimes, D.; Asselin, A. *Eur. J. Med. Chem.* **1990**, *25*, 191.
- (478) Soll, R. M.; Humber, L. G.; Deininger, D.; Asselin, A. A.; Chau, T. T.; Weichman, B. M. *J. Med. Chem.* **1986**, *29*, 1457.
- (479) Beswick, P. J.; Greenwood, C. S.; Mowlem, T. J.; Nechvatal, G.; Widdowson, D. A. *Tetrahedron* **1988**, *44*, 7325.
- (480) Iwao, M. *Heterocycles* **1993**, *36*, 29.
- (481) Muchowski, J. M.; Scheller, M. E. *Tetrahedron Lett.* **1987**, *28*, 3453.
- (482) Flaugh, M. E.; Martinelli, M. J.; Schaus, J. M. Eur. Pat. Appl. EP 471,576, 1992; *Chem. Abstr.* **1992**, *116*, 235433w.
- (483) Nechvatal, G.; Widdowson, D. A. *J. Chem. Soc., Chem. Commun.* **1982**, 467.
- (484) Anh Ho Hoang; Fache, F.; Lemaire, M. *New J. Chem.* **1992**, *16*, 1017.
- (485) Vaillancourt, V.; Albizati, K. F. *J. Am. Chem. Soc.* **1993**, *115*, 3499.
- (486) Muchowski, J. M.; Solas, D. R. *Tetrahedron Lett.* **1983**, *24*, 3455.
- (487) Kozikowski, A. P.; Cheng, X. M. *J. Org. Chem.* **1984**, *49*, 3239.
- (488) Angle, S. R.; Arnaiz, D. O.; Boyce, J. P.; Frutos, R. P.; Louie, M. S.; Mattson-Arnaiz, H. L.; Rainier, J. D.; Turnbull, K. D.; Yang, W. *J. Org. Chem.* **1994**, *59*, 6322.
- (489) Ballini, R.; Bartoli, G.; Bosco, M.; Dalpozzo, R.; Marcantoni, E. *Tetrahedron* **1988**, *44*, 6435.
- (490) Dickens, M. J.; Gilday, J. P.; Mowlem, T. J.; Widdowson, D. A. *Tetrahedron* **1991**, *47*, 8621.
- (491) Alvarez, A.; Guzman, A.; Ruiz, A.; Velarde, E.; Muchowski, J. M. *J. Org. Chem.* **1992**, *57*, 1653.
- (492) Dickens, M. J.; Mowlem, T. J.; Widdowson, D. A.; Slawin, A. M. Z.; Williams, D. J. *J. Chem. Soc., Perkin Trans. 1* **1992**, 323.
- (493) Andrieux, C. P.; Audebert, P.; Merz, A.; Schwarz, R. *New J. Chem.* **1990**, *14*, 637.
- (494) Kamigata, N.; Ohtsuka, T.; Fukushima, T.; Yoshida, M.; Shimizu, T. *J. Chem. Soc. Perkin Trans. 1*, **1994**, 1339.
- (495) Shum, P. W.; Kozikowski, A. P. *Tetrahedron Lett.* **1990**, *31*, 6785.
- (496) Iyoda, T.; Aiba, M.; Saika, T.; Honda, K.; Shimidzu, T. *J. Chem. Soc., Faraday Trans.* **1991**, *87*, 1765.
- (497) Muchowski, J. M.; Naef, R. *Helv. Chim. Acta* **1984**, *67*, 1168.
- (498) Kozikowski, A. P.; Shum, P. W.; Basu, A.; Lazo, J. S. *J. Med. Chem.* **1991**, *34*, 2420.
- (499) Ksander, K.; Bold, G.; Lattmann, R.; Lehmann, C.; Früh, T.; Xiang, Y.-B.; Inomata, K.; Buser, H.-P.; Schreiber, J.; Zass, E.; Eschenmoser, A. *Helv. Chim. Acta* **1987**, *70*, 1115.
- (500) Keijsers, J.; Hams, B.; Kruse, C.; Scheeren, H. *Heterocycles* **1989**, *29*, 79.
- (501) Biere, H.; Russe, R. *Liebigs Ann. Chem.* **1987**, 491.
- (502) Cheung, G. K.; Downie, I. M.; Earle, M. J.; Heaney, H.; Matough, M. F. S.; Shuhaibar, K. F.; Thomas, D. *Synlett* **1992**, 77.
- (503) Bray, B. L.; Muchowski, J. M. *J. Org. Chem.* **1988**, *53*, 6115.
- (504) Downie, I. M.; Earle, M. J.; Heaney, H.; Shuhaibar, K. F. *Tetrahedron* **1993**, *49*, 4015.
- (505) Beswick, P. J.; Leach, S. J.; Masters, N. F.; Widdowson, D. A. *J. Chem. Soc., Chem. Commun.* **1984**, 46.
- (506) Kozikowski, A. P.; Cheng, X. M. *J. Chem. Soc., Chem. Commun.* **1987**, 680.
- (507) Barnes, K. D.; Hu, Y.; Hunt, D. A. *Synth. Commun.* **1994**, *24*, 1749.
- (508) Kozikowski, A. P.; Sato, K.; Basu, A.; Lazo, J. S. *J. Am. Chem. Soc.* **1989**, *111*, 6228.
- (509) Bumogin, N. A.; Sokolova, A. A.; Beletskaya, I. P.; Wolz, G. *J. Org. Chem. USSR (Engl. Transl.)* **1993**, *29*, 136.
- (510) Bidan, G.; Divisia-Blohorn, B.; Billon, M.; Kern, J. M.; Sauvage, J. P. *J. Electroanal. Chem.* **1993**, *360*, 189.
- (511) Andrieux, C. P.; Audebert, P.; Hapiot, P.; Saveant, J. M. *J. Am. Chem. Soc.* **1990**, *112*, 2439.
- (512) Gilchrist, T.; Lemons, A. *J. Chem. Soc., Perkin Trans. 1* **1993**, 1391.
- (513) Ryan, W. J.; Peterson, P. E.; Cao, Y.; Williard, P. G.; Sweigart, D. A.; Baer, C. D.; Thompson, C. F.; Chung, Y. K.; Chung, T.-M. *Inorg. Chim. Acta* **1993**, *211*, 1.
- (514) Kaim, W. *Angew. Chem.* **1984**, *96*, 609; *Angew. Chem., Int. Ed. Engl.* **1984**, *23*, 613.
- (515) Chan, L.-H.; Rochow, E. G. *J. Organomet. Chem.* **1967**, *9*, 231.
- (516) Castan, F.; Baceiredo, A.; Bigg, D.; Bertrand, G. *J. Org. Chem.* **1991**, *56*, 1801.
- (517) Castan, F.; Baceiredo, A.; Bertrand, G. *Angew. Chem.* **1989**, *101*, 1253; *Angew. Chem., Int. Ed. Engl.* **1989**, *28*, 1250.
- (518) Veneziani, G.; Reau, R.; Bertrand, G. *Organometallics* **1993**, *12*, 4289.
- (519) Adam, J. M.; Eichenberger, T. Eur. Pat. Appl. EP 455,595, 1991; *Chem. Abstr.* **1992**, *116*, 216348f.
- (520) Schmidbauer, H.; Lauteschläger, S.; Köhler, F. H. *J. Organomet. Chem.* **1984**, *271*, 173.
- (521) Horchler von Locquenghien, K.; Reau, R.; Bertrand, G. *J. Chem. Soc., Chem. Commun.* **1991**, 1192.
- (522) Arthur, M. P.; Baceiredo, A.; Fischer, J.; De Cian, A.; Bertrand, G. *Synthesis* **1992**, 43.
- (523) Reau, R.; Veneziani, G.; Bertrand, G. *J. Am. Chem. Soc.* **1992**, *114*, 6059.
- (524) Leue, C.; Reau, R.; Neumann, B.; Stammli, H.-G.; Jutzi, P.; Bertrand, G. *Organometallics* **1994**, *13*, 436.
- (525) Arthur, M. P.; Goodwin, H. P.; Baceiredo, A.; Dillon, K. B.; Bertrand, G. *Organometallics* **1991**, *10*, 3205.
- (526) Bertrand, G.; Wentrup, C. *Angew. Chem.* **1994**, *106*, 549; *Angew. Chem., Int. Ed. Engl.* **1994**, *33*, 527.
- (527) Soderquist, J. A.; Rivera, I.; Negron, A. *J. Org. Chem.* **1989**, *54*, 4051.
- (528) Rücker, Ch. *Tetrahedron Lett.* **1984**, *25*, 4349.

- (529) Lautens, M.; Delanghe, P. H. M.; Goh, J. B.; Zhang, C. H. *J. Org. Chem.* **1992**, *57*, 3270.
- (530) Danheiser, R. L.; Dixon, B. R.; Gleason, R. W. *J. Org. Chem.* **1992**, *57*, 6094.
- (531) Shinokubo, H.; Miura, K.; Oshima, K.; Utimoto, K. *Tetrahedron Lett.* **1993**, *34*, 1951.
- (532) Muchowski, J. M.; Naef, R.; Maddox, M. L. *Tetrahedron Lett.* **1985**, *26*, 5375.
- (533) Hagen, G.; Mayr, H. *J. Am. Chem. Soc.* **1991**, *113*, 4954.
- (534) Hwu, J. R.; Chen, K.-L.; Ananthan, S. *J. Chem. Soc., Chem. Commun.* **1994**, 1425.
- (535) Horvath, R. F.; Chan, T. H. *J. Org. Chem.* **1987**, *52*, 4489.
- (536) Hoffmann, R. W.; Brinkmann, H.; Frenking, G. *Chem. Ber.* **1990**, *123*, 2387.
- (537) Nakanishi, K.; Mizuno, K.; Otsuji, Y. *Bull. Chem. Soc. Jpn.* **1993**, *66*, 2371.
- (538) Schinzer, D. *Synthesis* **1988**, 263
- (539) Mayr, H.; Hagen, G. *J. Chem. Soc., Chem. Commun.* **1989**, 91.
- (540) Knölker, H.-J.; Foitzik, N.; Graf, R.; Pannek, J.-B.; Jones, P. G. *Tetrahedron* **1993**, *49*, 9955.
- (541) Knölker, H.-J.; Foitzik, N.; Goesmann, H.; Graf, R. *Angew. Chem.* **1993**, *105*, 1104; *Angew. Chem., Int. Ed. Engl.* **1993**, *32*, 1081.
- (542) Danheiser, R. L.; Takahashi, T.; Bertok, B.; Dixon, B. R. *Tetrahedron Lett.* **1993**, *34*, 3845.
- (543) Knölker, H.-J.; Graf, R. *Tetrahedron Lett.* **1993**, *34*, 4765.
- (544) Knölker, H.-J.; Graf, R. *Synlett* **1994**, 131.
- (545) Monti, H.; Audran, G.; Monti, J.-P.; Léandri, G. *Synlett* **1994**, 403.
- (546) Knölker, H.-J.; Baum, G.; Graf, R. *Angew. Chem.* **1994**, *106*, 1705; *Angew. Chem., Int. Ed. Engl.* **1994**, *33*, 1612.
- (547) Brengel, G. P.; Rithner, C.; Meyers, A. I. *J. Org. Chem.* **1994**, *59*, 5144.
- (548) Angle, S. R.; Boyce, J. P. *Tetrahedron Lett.* **1994**, *35*, 6461.
- (549) Kadota, I.; Miura, K.; Yamamoto, Y. *J. Chem. Soc., Chem. Commun.* **1994**, 1953.
- (550) Yamazaki, S.; Tanaka, M.; Yamaguchi, A.; Yamabe, S. *J. Am. Chem. Soc.* **1994**, *116*, 2356.
- (551) Overman, L. E.; Lesuisse, D.; Hashimoto, M. *J. Am. Chem. Soc.* **1983**, *105*, 5373.
- (552) Overman, L. E.; Thompson, A. S. *J. Am. Chem. Soc.* **1988**, *110*, 2248.
- (553) Schulz, D. Diplom Thesis, Universität Freiburg, 1985. See ref 272.
- (554) Eberbach, W.; Laber, N. *Tetrahedron Lett.* **1992**, *33*, 57.
- (555) (a) Luh, T.-Y.; Wong, K.-T. *Synthesis* **1993**, 349. (b) Stadnichuk, M. D.; Voropaeva, T. I. *Russ. Chem. Rev. (Engl. Transl.)* **1992**, *61*, 1091.
- (556) Mizuno, K.; Nakanishi, K.; Chosa, J.; Otsuji, Y. *J. Organomet. Chem.* **1994**, *473*, 35.
- (557) Dinnozenzo, J. P.; Farid, S.; Goodman, J. L.; Gould, I. R.; Mattes, S. L.; Todd, W. P. *J. Am. Chem. Soc.* **1989**, *111*, 8973.
- (558) Baciocchi, E.; Crescenzi, M.; Fasella, E.; Mattioli, M. *J. Org. Chem.* **1992**, *57*, 4684.
- (559) Neidlein, R.; Christen, D. *Helv. Chim. Acta* **1986**, *69*, 1623.
- (560) Neidlein, R.; Christen, D.; Poignee, V.; Boese, R.; Bläser, D.; Gieren, A.; Ruiz-Perez, C.; Hübner, T. *Angew. Chem.* **1988**, *100*, 292; *Angew. Chem., Int. Ed. Engl.* **1988**, *27*, 294.
- (561) Rücker, Ch. *Chem. Ber.* **1987**, *120*, 1629.
- (562) Chaurat, D.; Chong, J. M. *Tetrahedron Lett.* **1993**, *34*, 3695.
- (563) Kim, K. D.; Magriotis, P. A. *Tetrahedron Lett.* **1990**, *31*, 6137.
- (564) Soderquist, J. A.; Colberg, J. C.; Del Valle, L. *J. Am. Chem. Soc.* **1989**, *111*, 4873.
- (565) Soderquist, J. A.; Colberg, J. C. *Synlett* **1989**, 25.
- (566) Soderquist, J. A.; Vaquer, J. *Tetrahedron Lett.* **1990**, *31*, 4545.
- (567) Kerdel, K.; Baboulène, M. *Phosphorus, Sulfur Silicon* **1993**, *84*, 39.
- (568) Jones, T. K.; Denmark, S. E. *Helv. Chim. Acta* **1983**, *66*, 2397.
- (569) Denmark, S. E.; Habermas, K. L.; Hite, G. A.; Jones, T. K. *Tetrahedron* **1986**, *42*, 2821.
- (570) Denmark, S. E.; Weber, T.; Piotrowski, D. W. *J. Am. Chem. Soc.* **1987**, *109*, 2224.
- (571) Carlier, P. R.; Mungall, W. S.; Schröder, G.; Sharpless, K. B. *J. Am. Chem. Soc.* **1988**, *110*, 2978.
- (572) (a) Santiago, B.; Lopez, C.; Soderquist, J. A. *Tetrahedron Lett.* **1991**, *32*, 3457. (b) Molander, G. A.; Mauter, K. *J. Org. Chem.* **1989**, *54*, 4042.
- (573) Soderquist, J. A.; Rane, A. M.; Lopez, C. *J. Tetrahedron Lett.* **1993**, *34*, 1893.
- (574) Matsuda, I.; Ogiso, A.; Sato, S. *J. Am. Chem. Soc.* **1990**, *112*, 6120.
- (575) Danheiser, R. L.; Stoner, E. J.; Koyama, H.; Yamashita, D. S.; Klade, C. A. *J. Am. Chem. Soc.* **1989**, *111*, 4407.
- (576) Rubin, Y.; Lin, S. S.; Knobler, C. B.; Anthony, J.; Boldi, A. M.; Diederich, F. *J. Am. Chem. Soc.* **1991**, *113*, 6943.
- (577) Rücker, Ch.; Fritz, H. *Magn. Reson. Chem.* **1988**, *26*, 1103.
- (578) Siehl, H. U.; Kaufmann, F. P.; Hori, K. *J. Am. Chem. Soc.* **1992**, *114*, 9343.
- (579) Marshall, J. A.; Peterson, J. C.; Lebioda, L. *J. Am. Chem. Soc.* **1984**, *106*, 6006.
- (580) Eaborn, C.; Walton, D. R. M. *J. Organomet. Chem.* **1965**, *4*, 217.
- (581) Boldi, A. M.; Diederich, F. *Angew. Chem.* **1994**, *106*, 482; *Angew. Chem., Int. Ed. Engl.* **1994**, *33*, 468. Anderson, H. L.; Faust, R.; Rubin, Y.; Diederich, F. *Angew. Chem.* **1994**, *106*, 1427; *Angew. Chem., Int. Ed. Engl.* **1994**, *33*, 1366.
- (582) Begley, M. J.; Pattenden, G.; Robertson, G. M. *J. Chem. Soc., Perkin Trans. 1* **1988**, 1085.
- (583) Lu, Y. F.; Harwig, C. W.; Fallis, A. G. *J. Org. Chem.* **1993**, *58*, 4202.
- (584) Rubin, Y.; Knobler, C. B.; Diederich, F. *Angew. Chem.* **1991**, *103*, 708; *Angew. Chem., Int. Ed. Engl.* **1991**, *30*, 698.
- (585) Anthony, J.; Diederich, F. *Tetrahedron Lett.* **1991**, *32*, 3787.
- (586) Shair, M. D.; Yoon, T.; Danishefsky, S. J. *J. Org. Chem.* **1994**, *59*, 3755.
- (587) Anthony, J.; Knobler, C. B.; Diederich, F. *Angew. Chem.* **1993**, *105*, 437; *Angew. Chem., Int. Ed. Engl.* **1993**, *32*, 406.
- (588) Pattenden, G.; Robertson, G. M. *Tetrahedron Lett.* **1986**, *27*, 399.
- (589) Diederich, F.; Rubin, Y.; Chapman, O. L.; Goroff, N. S. *Helv. Chim. Acta* **1994**, *77*, 1441.
- (590) An, Y.-Z.; Rubin, Y.; Schaller, C.; McElvany, S. W. *J. Org. Chem.* **1994**, *59*, 2927.
- (591) Rücker, Ch. Unpublished material.
- (592) Mehta, G.; Krishnamurthy, N. *Tetrahedron Lett.* **1987**, *28*, 5945.
- (593) Mehta, G.; Krishnamurthy, N.; Karra, S. R. *J. Am. Chem. Soc.* **1991**, *113*, 5765.
- (594) Blanco, L.; Helson, H. E.; Hirthammer, M.; Mestdagh, H.; Spyroudis, S.; Vollhardt, K. P. C. *Angew. Chem.* **1987**, *99*, 1276; *Angew. Chem., Int. Ed. Engl.* **1987**, *26*, 1246.
- (595) Tobe, Y.; Fujii, T.; Naemura, K. *J. Org. Chem.* **1994**, *59*, 1236.
- (596) Anthony, J.; Boudon, C.; Diederich, F.; Gisselbrecht, J.-P.; Gramlich, V.; Gross, M.; Hobi, M.; Seiler, P. *Angew. Chem.* **1994**, *106*, 794; *Angew. Chem., Int. Ed. Engl.* **1994**, *33*, 763.
- (597) Rubin, Y.; Knobler, C. B.; Diederich, F. *J. Am. Chem. Soc.* **1990**, *112*, 1607.
- (598) Rubin, Y.; Knobler, C. B.; Diederich, F. *J. Am. Chem. Soc.* **1990**, *112*, 4966.
- (599) Diederich, F.; Faust, R.; Gramlich, V.; Seiler, P. *J. Chem. Soc., Chem. Commun.* **1994**, 2045.
- (600) Diederich, F.; Isaacs, L.; Philp, D. *Chem. Soc. Rev.* **1994**, 243.
- (601) Diederich, F. *Nature* **1994**, *369*, 199.
- (602) Palmer, C. J.; Casida, J. E. *Tetrahedron Lett.* **1990**, *31*, 2857.
- (603) Hung, M. H. *Tetrahedron Lett.* **1990**, *31*, 3703.
- (604) Tanaka, S.; Tsukiyama, T.; Isobe, M. *Tetrahedron Lett.* **1993**, *34*, 5757.
- (605) van Loon, J.-D.; Seiler, P.; Diederich, F. *Angew. Chem.* **1993**, *105*, 1817; *Angew. Chem., Int. Ed. Engl.* **1993**, *32*, 1706.
- (606) Marshall, J. A.; Peterson, J. C.; Lebioda, L. *J. Am. Chem. Soc.* **1983**, *105*, 6515.
- (607) Rücker, Ch. Article on 3-lithio-1-triisopropylsilyl-1-propyne. In *Encyclopedia of Reagents for Organic Synthesis*; Paquette, L. A., Ed.; Wiley: New York, in press.
- (608) Saa, C.; Crofts, D. D.; Hsu, G.; Vollhardt, K. P. C. *Synlett* **1994**, 487.
- (609) Mohamadi, F.; Spees, M. M. *Organometallics* **1992**, *11*, 1398.
- (610) Schmitt, R. J.; Bottaro, J. C.; Bedford, C. D.; Ripudaman, M. *J. Org. Chem.* **1987**, *52*, 2294.
- (611) Bottaro, J. C.; Schmitt, R. J.; Bedford, C. D.; Gilardi, R.; George, C. *J. Org. Chem.* **1990**, *55*, 1916.
- (612) Stang, P. J.; Zhdankin, V. V.; Arif, A. M. *J. Am. Chem. Soc.* **1991**, *113*, 8997.
- (613) Stang, P. J.; Zhdankin, V. V.; Tykwinski, R.; Zefirov, N. S. *Tetrahedron Lett.* **1992**, *33*, 1419.
- (614) Rücker, Ch.; Prinzbach, H. *Tetrahedron Lett.* **1983**, *24*, 4099.
- (615) Braschwitz, W. D.; Otten, T.; Rücker, Ch.; Fritz, H.; Prinzbach, H. *Angew. Chem.* **1989**, *101*, 1383; *Angew. Chem., Int. Ed. Engl.* **1989**, *28*, 1348.
- (616) Corey, E. J.; Tramontano, A. *J. Am. Chem. Soc.* **1984**, *106*, 462.
- (617) Wada, C. K.; Roush, W. R. *Tetrahedron Lett.* **1994**, *35*, 7351.
- (618) Marshall, J. A.; Jenson, T. M.; DeHoff, B. S. *J. Org. Chem.* **1986**, *51*, 4316.
- (619) Marshall, J. A.; Jenson, T. M.; DeHoff, B. S. *J. Org. Chem.* **1987**, *52*, 3860.
- (620) Marshall, J. A.; Lebreton, J.; DeHoff, B. S.; Jenson, T. M. *J. Org. Chem.* **1987**, *52*, 3883.
- (621) Marshall, J. A.; Lebreton, J.; DeHoff, B. S.; Jenson, T. M. *Tetrahedron Lett.* **1987**, *28*, 723.
- (622) Marshall, J. A.; DeHoff, B. S.; Crooks, S. L. *Tetrahedron Lett.* **1987**, *28*, 527.
- (623) Marshall, J. A.; Crooks, S. L.; DeHoff, B. S. *J. Org. Chem.* **1988**, *53*, 1616.
- (624) Marshall, J. A.; Gung, W. Y. *Tetrahedron Lett.* **1989**, *30*, 309.
- (625) Marshall, J. A.; Salovich, J. M.; Shearer, B. G. *J. Org. Chem.* **1990**, *55*, 2398.
- (626) Marshall, J. A.; Grote, J.; Shearer, B. *J. Org. Chem.* **1986**, *51*, 1633.
- (627) Jäger, E. G.; Hähnel, H.; Klein, H. F.; Schmidt, A. *J. Prakt. Chem.* **1991**, *333*, 423.
- (628) Benkeser, R. A.; Clark, F. S. *J. Am. Chem. Soc.* **1960**, *82*, 4881.
- (629) Rose-Munch, F.; Rose, E.; Semra, A. *J. Organomet. Chem.* **1989**, *377*, C9.

- (630) Schlosser, M.; Choi, J. H.; Takagishi, S. *Tetrahedron* **1990**, *46*, 5633.
- (631) Olah, G. A.; Bach, T.; Prakash, G. K. S. *J. Org. Chem.* **1989**, *54*, 3770.
- (632) Olah, G. A.; Bach, T.; Prakash, G. K. S. *New J. Chem.* **1991**, *15*, 571.
- (633) Davies, S. G.; Goodfellow, C. L. *Synlett* **1989**, 59.
- (634) Davies, S. G.; Goodfellow, C. L. *J. Chem. Soc., Perkin Trans. 1* **1990**, 393.
- (635) Mukai, C.; Mihira, A.; Hanaoka, M. *Chem. Pharm. Bull.* **1991**, *39*, 2863.
- (636) Djukic, J. P.; Geysmans, P.; Rose-Munch, F.; Rose, E. *Tetrahedron Lett.* **1991**, *32*, 6703.
- (637) Narasaka, K.; Sakurai, H.; Liu, C. *Bull. Chem. Soc. Jpn.* **1994**, *67*, 1156.
- (638) Maruoka, K.; Murase, N.; Yamamoto, H. *J. Org. Chem.* **1993**, *58*, 2938.
- (639) Block, E.; Gernon, M.; Kang, H.; Ofori-Okai, G.; Zubieta, J. *Inorg. Chem.* **1991**, *30*, 1736.
- (640) Block, E.; Ofori-Okai, G.; Kang, H.; Zubieta, J. *J. Am. Chem. Soc.* **1992**, *114*, 758.
- (641) Corey, E. J.; Wess, G.; Xiang, Y. B.; Singh, A. K. *J. Am. Chem. Soc.* **1987**, *109*, 4717.
- (642) Corey, E. J.; Xiang, Y. B. *Tetrahedron Lett.* **1987**, *28*, 5403.
- (643) Schreiber, S. L.; Desmaele, D.; Porco, J. A., Jr. *Tetrahedron Lett.* **1988**, *29*, 6689.
- (644) Bures, E. J.; Keay, B. A. *Tetrahedron Lett.* **1988**, *29*, 1247.
- (645) Loft, M. S.; Widdowson, D. A.; Mowlem, T. J. *Synlett* **1992**, 135.
- (646) Muchowski, J. M.; Hess, P. *Tetrahedron Lett.* **1988**, *29*, 777.
- (647) Bray, B. L.; Hess, P.; Muchowski, J. M.; Scheller, M. E. *Helv. Chim. Acta* **1988**, *71*, 2053.
- (648) Muchowski, J. M.; Hess, P. *Tetrahedron Lett.* **1988**, *29*, 3215.
- (649) Comins, D. L.; Myoung, Y. C. *J. Org. Chem.* **1990**, *55*, 292.
- (650) Comins, D. L.; Hong, H. *J. Am. Chem. Soc.* **1991**, *113*, 6672.
- (651) Comins, D. L.; Morgan, L. A. *Tetrahedron Lett.* **1991**, *32*, 5919.
- (652) Comins, D. L.; LaMunyon, D. H. *J. Org. Chem.* **1992**, *57*, 5807.
- (653) Comins, D. L.; Hong, H. *J. Am. Chem. Soc.* **1993**, *115*, 8851.
- (654) Comins, D. L.; Hong, H. *J. Org. Chem.* **1993**, *58*, 5035.
- (655) Comins, D. L.; Deghani, A. *J. Chem. Soc., Chem. Commun.* **1993**, 1838.
- (656) Comins, D. L.; Benjelloun, N. R. *Tetrahedron Lett.* **1994**, *35*, 829.
- (657) Comins, D. L.; Goehring, R. R.; Joseph, S. P.; O'Connor, S. *J. Org. Chem.* **1990**, *55*, 2574.
- (658) Comins, D. L.; Salvador, J. M. *J. Org. Chem.* **1993**, *58*, 4656.
- (659) Comins, D. L.; Joseph, S. P.; Goehring, R. R. *J. Am. Chem. Soc.* **1994**, *116*, 4719.
- (660) Comins, D. L.; Guerra-Weltzien, L.; Salvador, J. M. *Synlett* **1994**, 972.
- (661) Comins, D. L.; LaMunyon, D. H. *Tetrahedron Lett.* **1994**, *35*, 7343.
- (662) Streith, J.; Boiron, A.; Sifferlen, T.; Strehler, C.; Tschamber, T. *Tetrahedron Lett.* **1994**, *35*, 3927.
- (663) Al-awar, R. S.; Joseph, S. P.; Comins, D. L. *Tetrahedron Lett.* **1992**, *33*, 7635. Al-awar, R. S.; Joseph, S. P.; Comins, D. L. *J. Org. Chem.* **1993**, *58*, 7732.
- (664) (a) Page, P. C. B.; Klair, S. S.; Rosenthal, S. *Chem. Soc. Rev.* **1990**, *19*, 147. (b) Ricci, R.; Degl'Innocenti, A. *Synthesis* **1989**, 647. (c) Cirillo, P. F.; Danek, F. S. *Org. Prep. Proc. Int.* **1992**, *24*, 553.
- (665) Soderquist, J. A.; Miranda, E. I. *J. Am. Chem. Soc.* **1992**, *114*, 10078.
- (666) Katritzky, A. R.; Yang, Z.; Hong, Q. *J. Org. Chem.* **1994**, *59*, 5097.
- (667) Yanagisawa, A.; Habaue, S.; Yamamoto, H. *Tetrahedron* **1992**, *48*, 1969.
- (668) Yanagisawa, A.; Habaue, S.; Yamamoto, H. *J. Org. Chem.* **1989**, *54*, 5198.
- (669) Lipshutz, B. H.; Lindsley, C.; Susfalk, R.; Gross, T. *Tetrahedron Lett.* **1994**, *35*, 8999.
- (670) Soderquist, J. A.; Anderson, C. L.; Miranda, E. I.; Rivera, I.; Kabalka, G. W. *Tetrahedron Lett.* **1990**, *31*, 4677.
- (671) Burns, M. R.; Coward, J. K. *J. Org. Chem.* **1993**, *58*, 528.
- (672) Anderson, C. L.; Soderquist, J. A.; Kabalka, G. W. *Tetrahedron Lett.* **1992**, *33*, 6915.
- (673) Martin, M. *Synth. Commun.* **1983**, *13*, 809.
- (674) Soderquist, J. A.; Miranda, E. I. *Tetrahedron Lett.* **1993**, *34*, 4905.
- (675) Gillette, G. R.; Iga, A.; Baceiredo, A.; Bertrand, G. *New J. Chem.* **1991**, *15*, 393.
- (676) Gillette, G. R.; Baceiredo, A.; Bertrand, G. *Angew. Chem.* **1990**, *102*, 1486; *Angew. Chem., Int. Ed. Engl.* **1990**, *29*, 1429.
- (677) Hasserodt, J.; Pritzkow, H.; Sundermeyer, W. *Liebigs Ann.* **1995**, 95.
- (678) Brückmann, R.; Schneider, K.; Maas, G. *Tetrahedron* **1989**, *45*, 5517.
- (679) Allspach, T.; Gumbel, H.; Regitz, M. *J. Organomet. Chem.* **1985**, *290*, 33.
- (680) Maas, G.; Gimmy, M.; Alt, M. *Organometallics* **1992**, *11*, 3813.
- (681) Laali, K.; Maas, G.; Gimmy, M. *J. Chem. Soc., Perkin Trans. 2* **1993**, 1387.
- (682) Cunico, R. F.; Kuan, C. P. *J. Org. Chem.* **1990**, *55*, 4634.
- (683) Seckar, J. A.; Thayer, J. S. *Inorg. Chem.* **1976**, *15*, 501.
- (684) Berk, S. C.; Grossman, R. B.; Buchwald, S. L. *J. Am. Chem. Soc.* **1994**, *116*, 8593.
- (685) Savignac, P.; Teulade, M. P.; Collignon, N. *J. Organomet. Chem.* **1987**, *323*, 135.
- (686) Patois, C.; Ricard, L.; Savignac, P. *J. Chem. Soc., Perkin Trans. 1* **1990**, 1577.
- (687) Lukashov, N. V.; Fil'chikov, A. A.; Luzikov, Yu. N.; Kazankova, M. A. *J. Gen. Chem. USSR (Engl. Transl.)* **1990**, *60*, 1492.
- (688) Siehl, H. U.; Kaufmann, F. P. *J. Am. Chem. Soc.* **1992**, *114*, 4937.
- (689) Keizer, P. N.; Morton, J. R.; Preston, K. F.; Krusic, P. J. *J. Chem. Soc., Perkin Trans. 2* **1993**, 1041.
- (690) Miranda, E. I.; Diaz, M. J.; Rosado, I.; Soderquist, J. A. *Tetrahedron Lett.* **1994**, *35*, 3221. Rane, A. M.; Miranda, E. I.; Soderquist, J. A. *Tetrahedron Lett.* **1994**, *35*, 3225.
- (691) Wiberg, N.; Kühnel, E.; Schurz, K.; Borrmann, H.; Simon, A. Z. *Naturforsch. B* **1988**, *43*, 1075.
- (692) Nakahama, S.; Hirao, A.; Wakabayashi, S. *Jpn. Kokai Tokkyo Koho JP 01,126,309* [89,126,309], 1989; *Chem. Abstr.* **1989**, *111*, 174880n.
- (693) Wakabayashi, S.; Hirao, A.; Nakahama, S. *Jpn. Kokai Tokkyo Koho JP 01,125,387* [89,125,387], 1989; *Chem. Abstr.* **1990**, *112*, 8057a.
- (694) Driess, M. *Angew. Chem.* **1991**, *103*, 979. *Angew. Chem., Int. Ed. Engl.* **1991**, *30*, 1022.
- (695) Driess, M.; Pritzkow, H. *Angew. Chem.* **1992**, *104*, 775; *Angew. Chem., Int. Ed. Engl.* **1992**, *31*, 751.
- (696) Sunick, D. L.; White, P. S.; Schauer, C. K. *Organometallics* **1993**, *12*, 245.
- (697) Sunick, D. L.; White, P. S.; Schauer, C. K. *Inorg. Chem.* **1993**, *32*, 5665.
- (698) Bautista, M. T.; Jordan, M. R.; White, P. S.; Schauer, C. K. *Inorg. Chem.* **1993**, *32*, 5429.
- (699) Driess, M.; Pritzkow, H.; Sander, M. *Angew. Chem.* **1993**, *105*, 273; *Angew. Chem., Int. Ed. Engl.* **1993**, *32*, 283.
- (700) Driess, M.; Pritzkow, H. *J. Chem. Soc., Chem. Commun.* **1993**, 1585.
- (701) Driess, M.; Pritzkow, H. *Phosphorus, Sulfur, Silicon* **1993**, *76*, 57.
- (702) Zsolnai, L.; Huttner, G.; Driess, M. *Angew. Chem.* **1993**, *105*, 1549; *Angew. Chem., Int. Ed. Engl.* **1993**, *32*, 1439.
- (703) Kira, M.; Maruyama, T.; Kabuto, C.; Ebata, K.; Sakurai, H. *Angew. Chem.* **1994**, *106*, 1575; *Angew. Chem., Int. Ed. Engl.* **1994**, *33*, 1489.
- (704) Belt, S. T.; Helliwell, M.; Jones, W. D.; Partridge, M. G.; Perutz, R. N. *J. Am. Chem. Soc.* **1993**, *115*, 1429.
- (705) Xie, Z.; Liston, D. J.; Jelinek, T.; Mitro, V.; Bau, R.; Reed, C. A. *J. Chem. Soc., Chem. Commun.* **1993**, 384. Reed, C. A.; Xie, Z.; Bau, R.; Benesi, A. *Science* **1993**, *262*, 402.
- (706) Lambert, J. B.; Zhang, S. *J. Chem. Soc., Chem. Commun.* **1993**, 383. Lambert, J. B.; Zhang, S.; Stern, C.; Huffmann, J. C. *Science* **1993**, *260*, 1917.
- (707) Pauling, L. *Science* **1994**, *263*, 983. Olah, G. A.; Rasul, G.; Li, X.; Buchholz, H. A.; Sandford, G.; Prakash, G. K. S. *Science* **1994**, *263*, 983. Schleyer, P. v. R.; Buzek, P.; Müller, T.; Apeloig, Y.; Siehl, H.-U. *Angew. Chem.* **1993**, *105*, 1558; *Angew. Chem., Int. Ed. Engl.* **1993**, *32*, 1471.
- (708) Lambert, J. B.; Zhang, S.; Ciro, S. M.; *Organometallics* **1994**, *13*, 2430.
- (709) Bahr, S. R.; Boudjouk, P. *J. Am. Chem. Soc.* **1993**, *115*, 4514.
- (710) Jackson, R. A.; Weston, H. *J. Organomet. Chem.* **1984**, *277*, 13.
- (711) Lim, W. L.; Rhodes, C. J. *J. Chem. Soc., Chem. Commun.* **1991**, 1228.
- (712) Glidewell, C.; Rhodes, C. J. *J. Organomet. Chem.* **1994**, *471*, 43.
- (713) Rhodes, C. J. *J. Organomet. Chem.* **1993**, *443*, 19.
- (714) Brook, A. G.; Bassindale, A. R. In *Rearrangements in Ground and Excited States*, de Mayo, P., Ed.; Academic: New York, 1980; Vol. 2, Chapter 9.
- (715) Hoffmann, R.; Brückner, R. *Chem. Ber.* **1992**, *125*, 1471.
- (716) Bures, E. J.; Keay, B. A. *Tetrahedron Lett.* **1987**, *28*, 5965.
- (717) Linderman, R. J.; Ghannam, A. *J. Am. Chem. Soc.* **1990**, *112*, 2392.
- (718) Chadwick, D. J.; Hodgson, S. T. *J. Chem. Soc., Perkin Trans. 1* **1982**, 1833.
- (719) Sheppard, T. L.; Rosenblatt, A. T.; Breslow, R. *J. Org. Chem.* **1994**, *59*, 7243.
- (720) Otter, J. C.; Adamson, C. L.; Yoder, C. H.; Rheingold, A. L. *Organometallics* **1990**, *9*, 1557.
- (721) Erker, G.; Bendix, M.; Petrenz, R. *Organometallics* **1994**, *13*, 456.
- (722) Wiberg, N. Sterically Overloaded Organosilicon Compounds. In *Frontiers of Organosilicon Chemistry*; Bassindale, A. R., Gaspar, P. P., Eds.; Cambridge, 1991; pp 263-270. When used by H. Bock, the term "supersilyl" denotes (TMS)₃Si, the sila analog of "Buz₃Si. For a leading reference see: Bock, H.; Meuret, J.; Ruppert, K. *Angew. Chem.* **1993**, *105*, 413; *Angew. Chem., Int. Ed. Engl.* **1993**, *32*, 414. (TMS)₃Si is now termed "hypersilyl"; see: Henkel, S.; Klinkhammer, K. W.; Schwarz, W. *Angew. Chem.* **1994**, *106*, 721; *Angew. Chem., Int. Ed. Engl.* **1994**, *33*, 681.
- (723) Wiberg, N.; Schuster, H. *Chem. Ber.* **1991**, *124*, 93.

- (724) Wiberg, N.; Karampatses, P.; Kühnel, E.; Veith, M.; Huch, V. *Z. Anorg. Allg. Chem.* **1988**, *562*, 91.
- (725) Hartkopf, U.; De Meijere, A. *Angew. Chem.* **1982**, *94*, 444; *Angew. Chem., Int. Ed. Engl.* **1982**, *21*, 443.
- (726) Reber, G.; Riede, J.; Wiberg, N.; Schurz, K.; Müller, G. *Z. Naturforsch. B* **1989**, *44*, 786.
- (727) Wiberg, N.; Schurz, K. *J. Organomet. Chem.* **1988**, *341*, 145.
- (728) Wiberg, N.; Preiner, G.; Schurz, K. *Chem. Ber.* **1988**, *121*, 1407.
- (729) Gauss, J.; Schneider, U.; Ahlrichs, R.; Dohmeier, C.; Schnöckel, H. *J. Am. Chem. Soc.* **1993**, *115*, 2402.
- (730) Kovacs, I.; Baum, G.; Fritz, G.; Fenske, D.; Wiberg, N.; Schuster, H.; Karaghiosoff *Z. Anorg. Allg. Chem.* **1993**, *619*, 453.
- (731) Wiberg, N.; Finger, C. M. M.; Polborn, K. *Angew. Chem.* **1993**, *105*, 1140; *Angew. Chem., Int. Ed. Engl.* **1993**, *32*, 1054.
- (732) Herrmann, W. A.; Anwander, R.; Kleine, M.; Scherer, W. *Chem. Ber.* **1992**, *125*, 1971.
- (733) Drake, S. R.; Streib, W. E.; Folting, K.; Chisholm, M. H.; Caulton, K. G. *Inorg. Chem.* **1992**, *31*, 3205.
- (734) Bonnano, J. B.; Wolczanski, P. T.; Lobkovsky, E. *J. Am. Chem. Soc.* **1994**, *116*, 11159.
- (735) Toreki, R.; Schrock, R. R.; Davis, W. M. *J. Am. Chem. Soc.* **1992**, *114*, 3367.
- (736) Covert, K. J.; Wolczanski, P. T.; Hill, S. A.; Krusic, P. J. *Inorg. Chem.* **1992**, *31*, 66.
- (737) Eppley, D. F.; Wolczanski, P. T.; Van Duyne, G. D. *Angew. Chem.* **1991**, *103*, 616; *Angew. Chem., Int. Ed. Engl.* **1991**, *30*, 584.
- (738) Cummins, C. C.; Schaller, C. P.; Van Duyne, G. D.; Wolczanski, P. T.; Chan, A. W. E.; Hoffmann, R. *J. Am. Chem. Soc.* **1991**, *113*, 2985.
- (739) De With, J.; Horton, A. D.; Orpen, A. G. *Organometallics* **1990**, *9*, 2207.
- (740) de With, J.; Horton, A. D. *Angew. Chem.* **1993**, *105*, 958; *Angew. Chem., Int. Ed. Engl.* **1993**, *32*, 903.
- (741) de With, J.; Horton, A. D.; Orpen, A. G. *Organometallics* **1993**, *12*, 1493.
- (742) Schaller, C. P.; Wolczanski, P. T. *Inorg. Chem.* **1993**, *32*, 131.
- (743) Miller, R. L.; Toreki, R.; LaPointe, R. E.; Wolczanski, P. T.; Van Duyne, G. D.; Roe, D. C. *J. Am. Chem. Soc.* **1993**, *115*, 5570.
- (744) Cummins, C. C.; Van Duyne, G. D.; Schaller, C. P.; Wolczanski, P. T. *Organometallics* **1991**, *10*, 164.
- (745) Cummins, C. C.; Baxter, S. M.; Wolczanski, P. T. *J. Am. Chem. Soc.* **1988**, *110*, 8731.
- (746) Weidenbruch, M.; Pierrard, C.; Pesel, H. *Z. Naturforsch. B* **1978**, *33B*, 1468.
- (747) Apeloig, Y.; Merin-Aharoni, O. *Croat. Chem. Acta* **1992**, *65*, 757.
- (748) (a) Doyle, M. P.; McOsker, C. C. *J. Org. Chem.* **1978**, *43*, 693.
(b) Doyle, M. P.; West, C. T. *J. Org. Chem.* **1975**, *40*, 3829.
- (749) Weidenbruch, M.; Pesel, H.; Peter, W.; Steichen, R. *J. Organomet. Chem.* **1977**, *141*, 9.
- (750) Weidenbruch, M.; Peter, W.; Pierrard, C. *Angew. Chem.* **1976**, *88*, 26; *Angew. Chem., Int. Ed. Engl.* **1976**, *15*, 43.
- (751) Eaborn, C.; Saxena, A. K. *J. Organomet. Chem.* **1984**, *271*, 33.
- (752) Barton, T. J.; Tully, C. R. *J. Org. Chem.* **1978**, *43*, 3649.
- (753) Uhlig, W. *Chem. Ber.* **1992**, *125*, 47.
- (754) Damja, R. I.; Eaborn, C.; Saxena, A. K. *J. Chem. Soc., Perkin Trans. 2* **1985**, 597.
- (755) Auner, N. *Z. Anorg. Allg. Chem.* **1988**, *558*, 87.
- (756) Wroczyński, R. J.; Iroff, L. D.; Mislow, K. *J. Org. Chem.* **1978**, *43*, 4236.
- (757) Kumarathasan, R.; Boudjouk, P. *Tetrahedron Lett.* **1990**, *31*, 3987.
- (758) Boudjouk, P.; Black, E.; Kumarathasan, R. *Organometallics* **1991**, *10*, 2095.
- (759) Bhide, R. S.; Levison, B. S.; Sharma, R. B.; Ghosh, S.; Salomon, R. G.; *Tetrahedron Lett.* **1986**, *27*, 671.
- (760) Kato, E.; Ishii, K. *Jpn. Kokai Tokkyo Koho JP 01,271,292* [89,271,292], 1989; *Chem. Abstr.* **1990**, *113*, 68420u.
- (761) Pirrung, M. C.; Lee, Y. R. *J. Org. Chem.* **1993**, *58*, 6961.
- (762) Toshima, K.; Mukaiyama, S.; Kinoshita, M.; Tatsuta, K. *Tetrahedron Lett.* **1989**, *30*, 6413. Toshima, K.; Yanagawa, K.; Mukaiyama, S.; Tatsuta, K. *Tetrahedron Lett.* **1990**, *31*, 6697.
- (763) Paterson, I.; Tillyer, R. D.; Smail, J. B. *Tetrahedron Lett.* **1993**, *34*, 7137.
- (764) Toshima, K.; Nozaki, Y.; Nakata, M.; Tatsuta, K.; Kinoshita, M. *Tetrahedron Lett.* **1993**, *34*, 5761.
- (765) Wetter, H.; Oertle, K. *Tetrahedron Lett.* **1985**, *26*, 5515.
- (766) Krohn, K.; Khanbabae, K. *Angew. Chem.* **1994**, *106*, 100; *Angew. Chem., Int. Ed. Engl.* **1994**, *33*, 99.
- (767) Hardinger, S. A.; Wijaya, N. *Tetrahedron Lett.* **1993**, *34*, 3821.
- (768) Saha, A. K.; Sardaro, M.; Waychunas, C.; Delecki, D.; Kutny, R.; Cavanaugh, P.; Yawman, A.; Upson, D. A.; Kruse, L. I. *J. Org. Chem.* **1993**, *58*, 7827.
- (769) Murthi, K. K.; Salomon, R. G. *Tetrahedron Lett.* **1994**, *35*, 517.
- (770) For example, in 1988 TIPS had not yet found its way into mainstream Organic Synthesis, see: *Tetrahedron Symposium-Print No. 32, Tetrahedron* **1988**, *44*, 3761-4292.

CR940034N